

SESSION : 11
CLASS : III
SUBJECT : SCIENCE
CHAPTER NUMBER : 6
CHAPTER NAME : PARTS OF A PLANT
SUBTOPIC : THE STEM







CHANGING YOUR TOMORROW

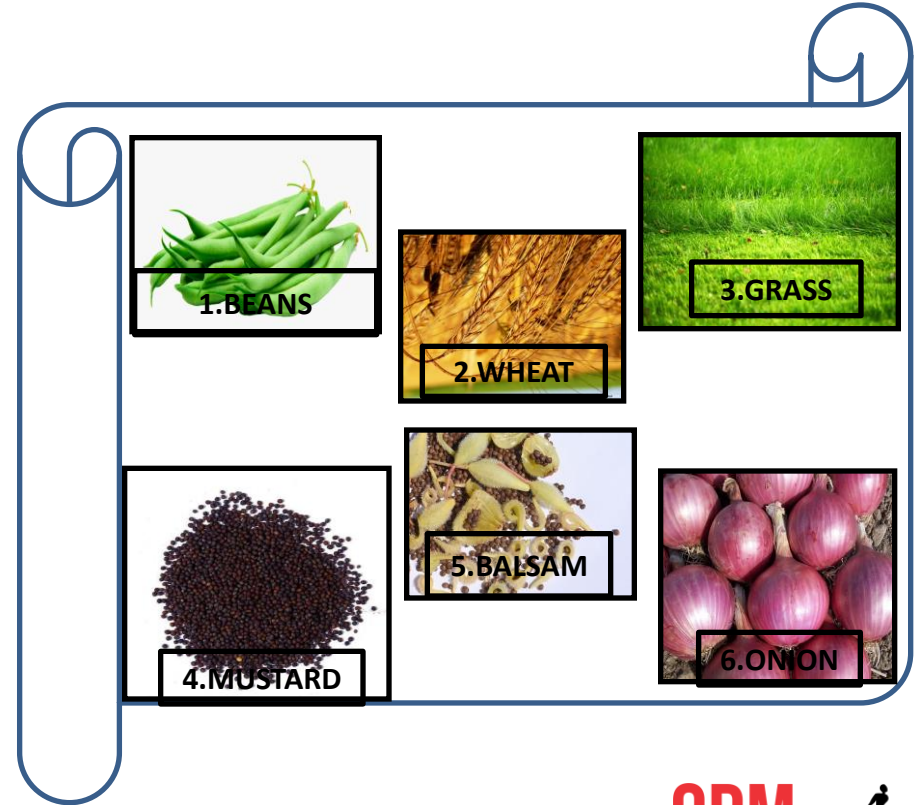
LEARNING OBJECTIVE :

Learners will be able to know-

- ❖ about the stem and its function.

LETS RECAPTILATE : ARRANGE THE PICTURES ACCORDING TO THEIR ROOTS

TAP ROOT	FIBROUS ROOT
	
	
	



1. BEANS

2. WHEAT

3. GRASS

4. MUSTARD

5. BALSAM

6. ONION

THE STEM

The stem grows above the ground. The main function of the stem is to hold the plant upright and support its branches.

The stem of the neem and coconut trees are hard , strong and woody. They keep the trees upright. Such a stem is called a trunk.

The stem of the money plant is soft, green and weak. It needs support to stay upright.



Trunk of a neem tree




Stem of a money plant

THE STEM

The stem also carries water to the leaves from the root.

The stem carries the food made by the leaves to different parts of the plant.

In the plants like sugarcane, extra food is stored in the stem. In the plants like potato and the ginger the stem grows underground and stores extra food. That is the reason we eat the stem of sugarcane , potato and ginger.



RE-ARRANGE THE LETTERS TO MAKE A MEANINGFUL WORD.

1. OUSFIBR – FIBROUS

2. RANHESBC – BRANCHES

3. DOOWY – WOODY

4. GGEINR - GINGER

5. GARUSANEC - SUGARCANE

LEARNING OUTCOME :

Students can able to know –

- ❖ what is stem and its function.

THANKING YOU
ODM EDUCATIONAL GROUP