

## Chapter- 8

**DATA HANDLING****WORKSHEET****I. Fill in the blanks :**

John does a survey of all his batch mates. This was the result.

	Number of boys	Number of girls
Came in school bus	28	9
Came walking	12	3
Came in their car	6	32



Use the table above to write down the answers to these questions







1. How many girls are in John's batch? \_\_\_\_\_
2. How many boys are in John's batch? \_\_\_\_\_
3. How many girls don't come walking? \_\_\_\_\_
4. How many boys come in the school bus and in their car? \_\_\_\_\_

II. Do as directed :

A fruit seller records the sale of his selling items during a week in his shop as follows:



Represent the information in a tabular form using tally marks and answer the following questions.

TYPES OF FRUITS	NUMBER OF FRUITS	TALLY MARKS
		
		
		
	3	
		
	2	

- Which fruit is sold maximum? \_\_\_\_\_
- Which fruit is sold the least? \_\_\_\_\_

----- END -----