

# **WELCOME TO THE ONLINE CLASS**

**SESSION NO.: 1**

**CLASS: 4**

**SUBJECT: SCIENCE**

**CHAPTER NUMBER: 2**

**CHAPTER NAME: TEETH AND MICROBES**

**SUB TOPIC: INTRODUCTION, TWO SETS OF TEETH, KINDS OF  
TEETH**

---

**CHANGING YOUR TOMORROW**

---

# LEARNING OBJECTIVE

**To enable the learner to:**

- **to understand the importance of teeth.**
- **to know about sets of teeth.**
- **to identify the different kinds of teeth.**



# WARM UP

- When a photographer asks us to say 'cheese', he actually wants us to smile.



# TEETH

- Teeth are hard , white structures present in our mouth which help in chewing the food .
- Teeth help us to speak clearly.
- They enable us to bite and chew the food.
- Teeth breaks down the food into smaller pieces.
- It also tear and grind the food for easy digestion.
- They give proper shape to our face.



# COUNT OF TEETH IN BABY:

- Newborn has no teeth.
- She/he cuts her first tooth when she/he is about six months old.





# SETS OF TEETH

There are two sets of teeth in humans:

- Temporary teeth/ Milk teeth
- Permanent teeth



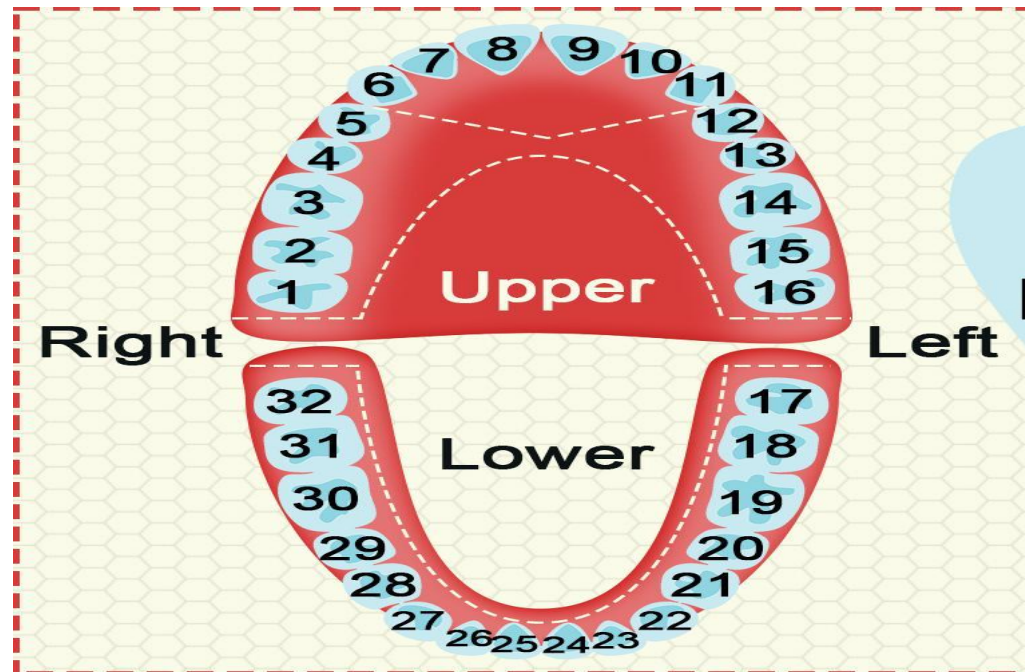
# TEMPORARY /MILK TEETH :

- A new born baby has no teeth. She/ he cuts her/his first tooth when she is about six months old.
- By the time she/he grows two and half years old, they have twenty teeth. These are called as **milk/temporary teeth.**



# PERMANENT TEETH

- Between the ages of six and twelve, the milk teeth fall out one by one and the new ones grow in their place.
- This new set consist of 32 teeth, 16 in the upper jaw and 16 in the lower jaw. These are called **permanent teeth**.



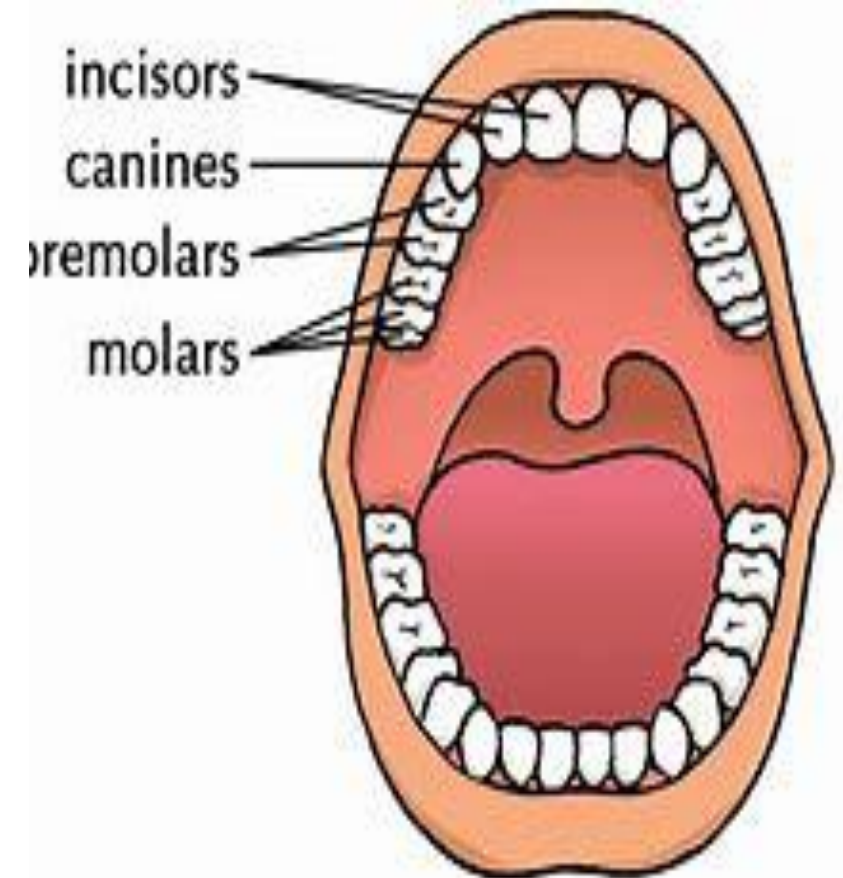


# HOW PERMANENT TEETH REPLACES THE TEMPORARY TEETH

- **Milk teeth generally begin to fall out at the age of five. They are gradually replaced by permanent teeth.**
- **It takes about three years for the last milk tooth to come in after the first one sprouts.**
- **Usually the first teeth to come in are the first to fall out.**

# KINDS OF TEETH

- **INCISORS OR CUTTING TEETH**
- **CANINES OR TEARING TEETH**
- **PREMOLARS OR CRACKING TEETH**
- **MOLARS OR GRINDING TEETH**



# INCISORS OR CUTTING TEETH

- The four chisel- shaped teeth at the front of each jaw are incisors.
- We use them to bite our food.
- We have total 8 incisors, 4 in upper jaw and 4 lower jaw.



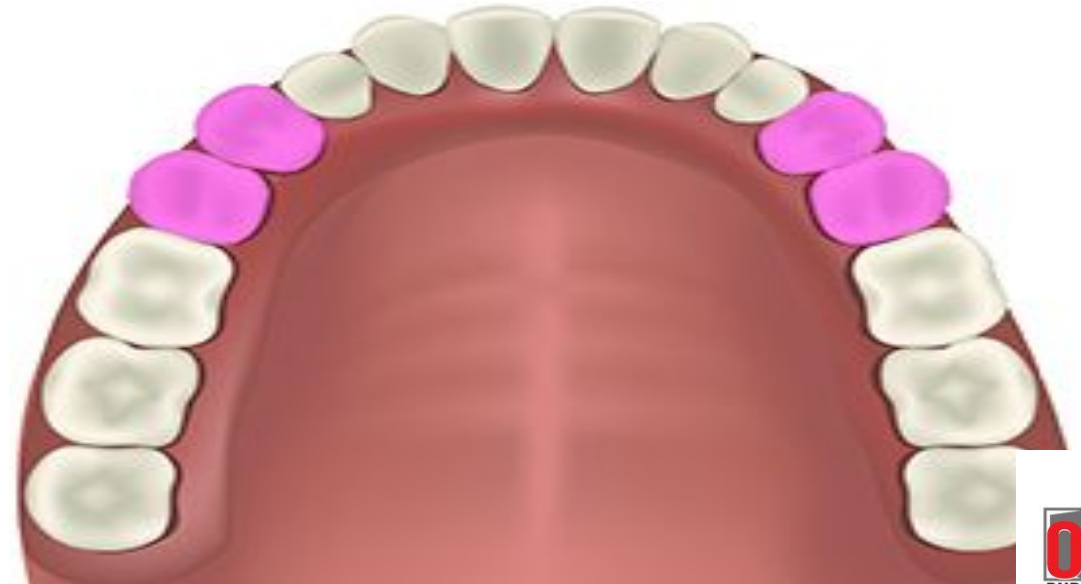
# CANINES OR TEARING TEETH

- On either side of incisors is a sharp tooth which are called canines.
- These are used to tear pieces of food.
- There are 4 canines in total.
- Two canines are in the upper jaw and two canines are in lower jaw.



# PREMOLARS OR CRACKING TEETH

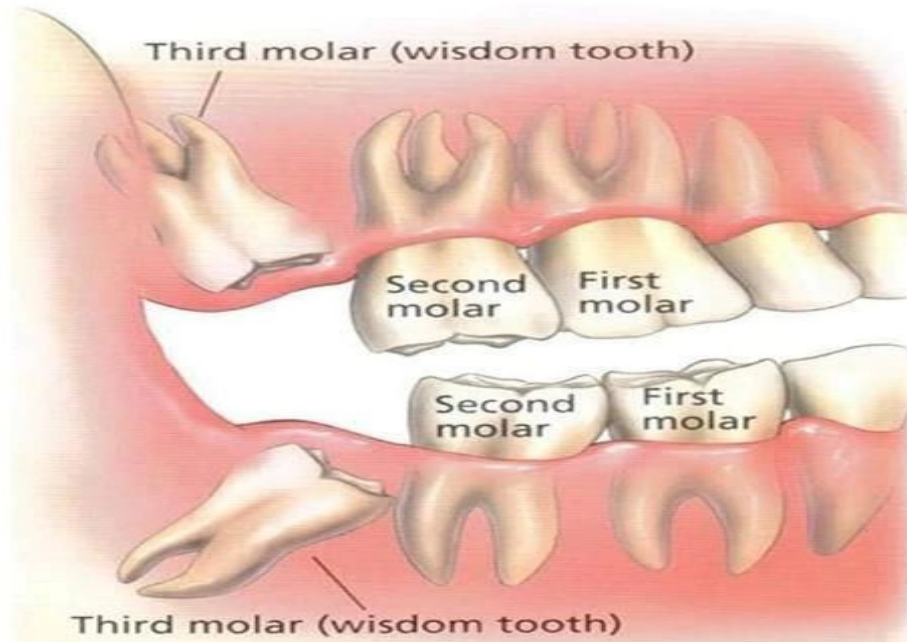
- These are the broad teeth next to the canines.
- They act like nutcrackers.
- They are meant for crushing food.
- There are a total of 8 premolars in all.
- 4 in upper jaw and 4 in lower jaw.





# MOLARS OR GRINDING TEETH

- There are broad and wide teeth present at the backside of the mouth beside the premolars, these are the molars.
- They have broad upper surface to grind the food.
- There are 12 molars in adults, 6 molars in each jaw.



# SUMMARY

- **Humans have two sets of teeth- milk teeth and permanent teeth.**
- **An adult human consists of 32 teeth, 16 in the lower jaw and 16 in the upper jaw.**
- **There are four kinds of teeth.**
- **They are: incisors, canines, premolars and molars.**



IT'S  
QUIZ  
TIME

**Q1. What help us to chew and grind our food?**

**ANS: Teeth**

**Q2. Name two sets of teeth present in humans.**

**ANS: 1.Milk/Temporary teeth  
2.Permanent teeth**



**Q3. Name the kind of teeth which acts like nutcrackers.**

**Ans: Premolars or cracking teeth.**

# **HOMework**

- 1. Write down the difficult words in your notebook.**

# LEARNING OUTCOME

The learner will be able to:

- to understand the importance of teeth.
- to know about sets of teeth.
- to identify the different kinds of teeth.

**THANKING YOU**  
**ODM EDUCATIONAL GROUP**