

WELCOME TO THE ONLINE CLASS

SESSION NO.: 4

CLASS: 4

SUBJECT: SCIENCE

CHAPTER NUMBER: 2

CHAPTER NAME: TEETH AND MICROBES

SUB TOPIC: MICROBES

CHANGING YOUR TOMORROW

LEARNING OBJECTIVE

To enable the learner to:

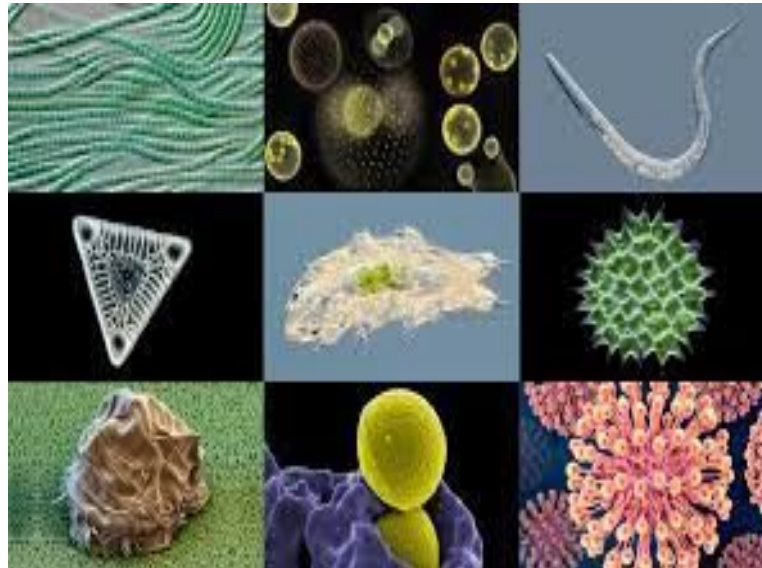
- know about the microbes and its kinds.
- identify the causes of microbes.

RECAPITULATION

- **If we take good care of our teeth, we can save them from decaying.**
- **Bacteria attacks enamel and form a sticky coating , then dentine and finally pulp.**
- **When bacteria reaches into nerves within the pulp they cause pain.**
- **Decaying of tooth can lead to cavities and bleeding gums.**
- **Calcium and vitamin C are important for healthy teeth and gums.**

MICROBES

- **Microbes are tiny living things.**
- **These living microorganisms can be seen through a microscope.**
- **Microscope is an instrument used to see very small objects.**




GROWTH OF MICROBES

- **Microbes grows rapidly wherever they get warmth, moisture, food and air.**
- **They may grow in soil, in water, inside or outside our body.**
- **Our mouth and blood vessels provide favourable conditions for certain microbes.**



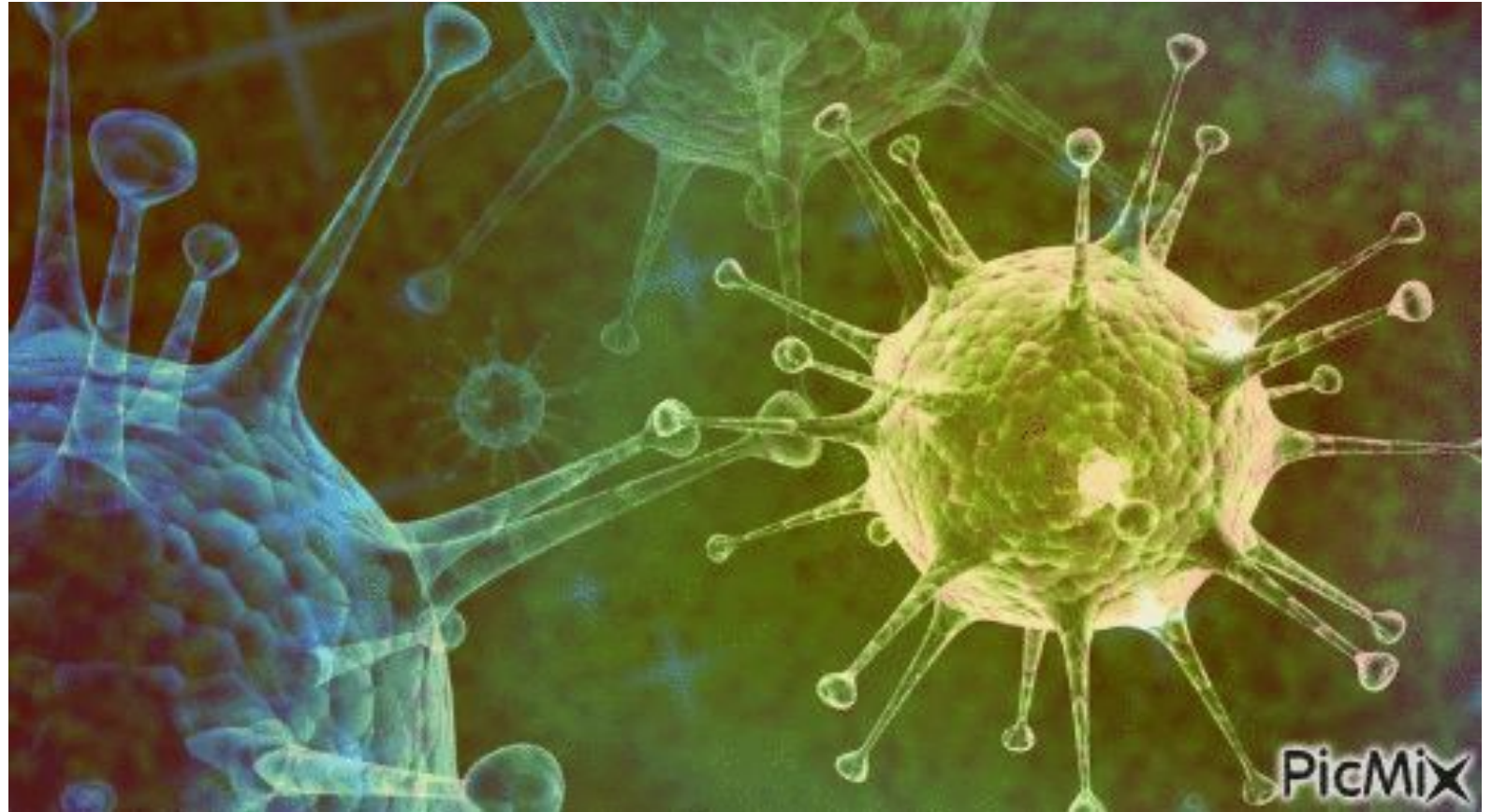
GERMS

- Some microbes cause diseases in human beings.
- Disease- causing microbes are called **germs**.
- Germs are tiny organisms that can cause disease.



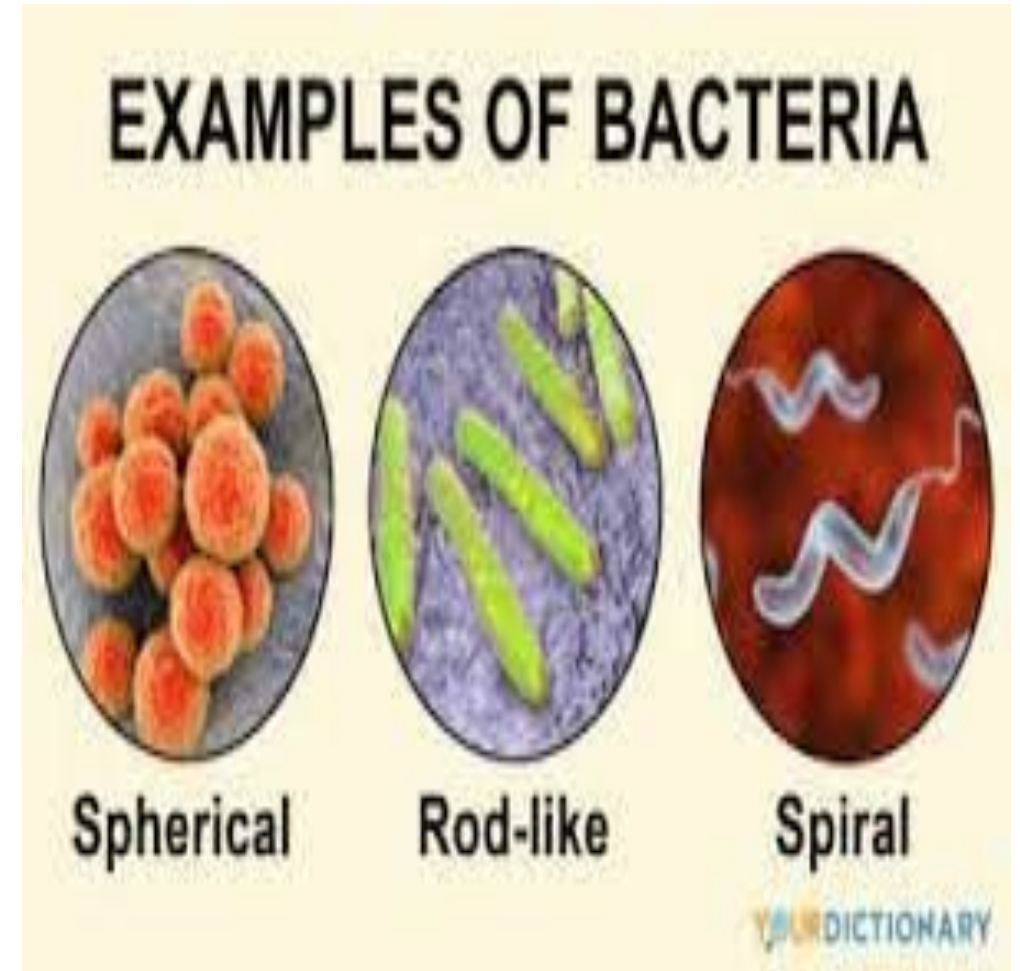
KINDS OF MICROBES

- **Bacteria**
- **Viruses**
- **Protozoa**
- **Fungi**



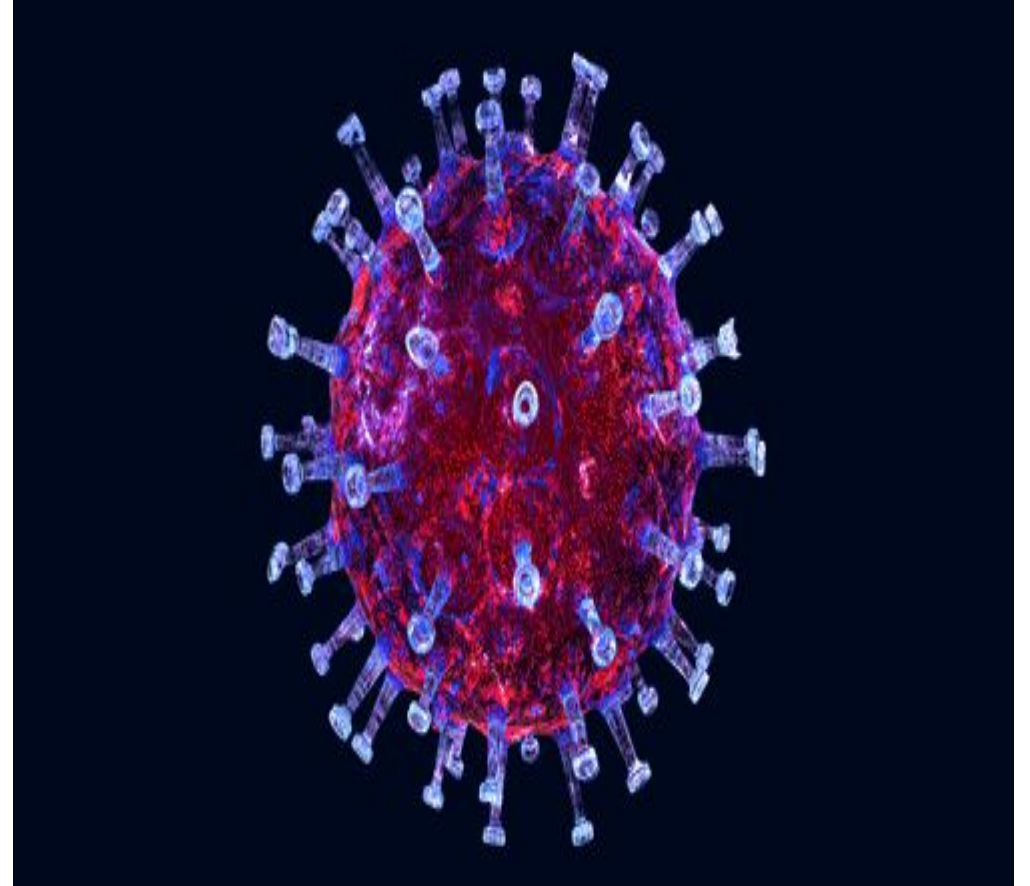
BACTERIA

- Bacteria are very tiny single-celled microorganisms.
- They may be rod-shaped, spiral or round.
- Harmful bacteria can cause diseases like typhoid, tuberculosis and pneumonia.



VIRUSES

- Viruses are smaller than bacteria and can be seen only through a powerful microscope.
- They can cause diseases like chickenpox, flu, polio, dengue and common cold.



PROTOZOA

- Protozoa are single - celled organisms.
- Malaria and dysentery are caused by protozoa.



FUNGI

- Fungi are organisms which grow on decaying matter and cause skin diseases like ringworm and athlete's foot.
- Some fungi are called yeast help to make bread soft.



SUMMARY

- **Microbes are a living things that is too small to be seen with naked eye.**
- **There are four types of microbes : bacteria, virus, protozoa and fungi.**
- **Viruses are the smallest of all the microbes and responsible for cause of chicken pox.**
- **Mostly microbes like fungi are found on water and they are transmitted through poor hygiene or poor sanitization.**
- **Yeast is a kind of fungi which helps in rising the dough of bread and makes it more sweeter.**



IT'S
QUIZ
TIME

Q1. Which device is used to see microbes?

ANS: Microscope

Q2. Name the microbe which can cause malaria.

ANS: Protozoa

Q3: Which microbe grows on decaying matter and causes disease like ringworm and athlete's foot?

Ans: Fungi

HOMework

- 1. Do the oral questions of page no: 19.**

LEARNING OUTCOME

The learner will be able to:

- know about the microbes and its kinds.
- identify the causes of microbes.

THANKING YOU
ODM EDUCATIONAL GROUP