

SESSION : 1
CLASS : 3
SUBJECT : MATHEMATICS
CHAPTER NUMBER : 1
CHAPTER NAME : REVISION
SUBTOPIC : INTRODUCTORY ACTIVITY

CHANGING YOUR TOMORROW

LEARNING OBJECTIVE :

Revision gives students an opportunity to reflect on what they have learnt. Revising is a way to learn about the craft of writing and also closely tied to critical reading. They must be able to reflect what they have learnt by writing 3-digit number in words, in figures, represent them in abacus, find the place value of each digit and finally arrange them in ascending and descending order.

REVISION

INTRODUCTORY ACTIVITY

HA..HA..
FUN WITH 3- DIGIT
NUMBERS



100

217

749

563

603

327

821

999

These are some **3-DIGIT** numbers

REVISION

INTRODUCTORY ACTIVITY

Now let us quickly say the number name:

7 4 9

Seven hundred forty nine

1 0 0

One hundred

2 1 7

Two hundred seventeen

5 6 3

Five hundred sixty three

6 0 3

Six hundred three

8 2 1

Eight hundred twenty one

3 2 7

Three hundred twenty seven

9 9 9

Nine hundred ninety nine

REVISION

INTRODUCTORY ACTIVITY

Come onquickly recall in figures.

Six hundred three

5 6 3

7 4 9

1 0 0

Three hundred twenty seven

Two hundred seventeen

2 1 7

Five hundred sixty three

6 0 3

Seven hundred forty nine

3 2 7

One hundred

9 9 9

Nine hundred ninety nine

8 2 1

Eight hundred twenty one

REVISION

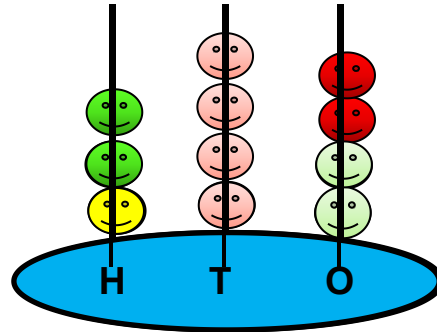
INTRODUCTORY ACTIVITY

You have already learnt to show a 3-digit number on the Abacus:
Now represent these numbers in the abacus

1 4 2

3 0 0

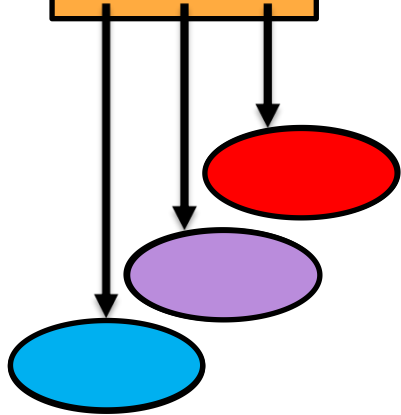
2 1 4



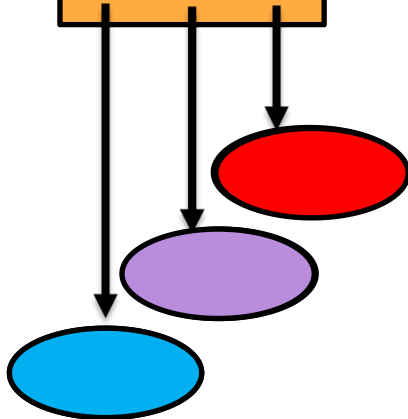
REVISION

INTRODUCTORY ACTIVITY

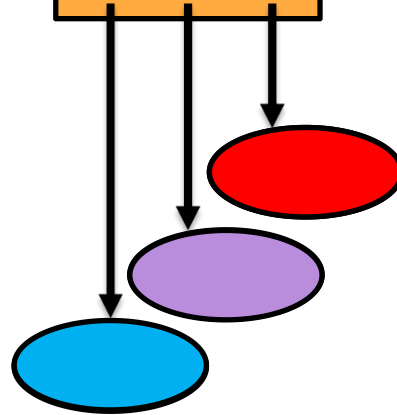
2 4 8




7 6 0



5 0 1

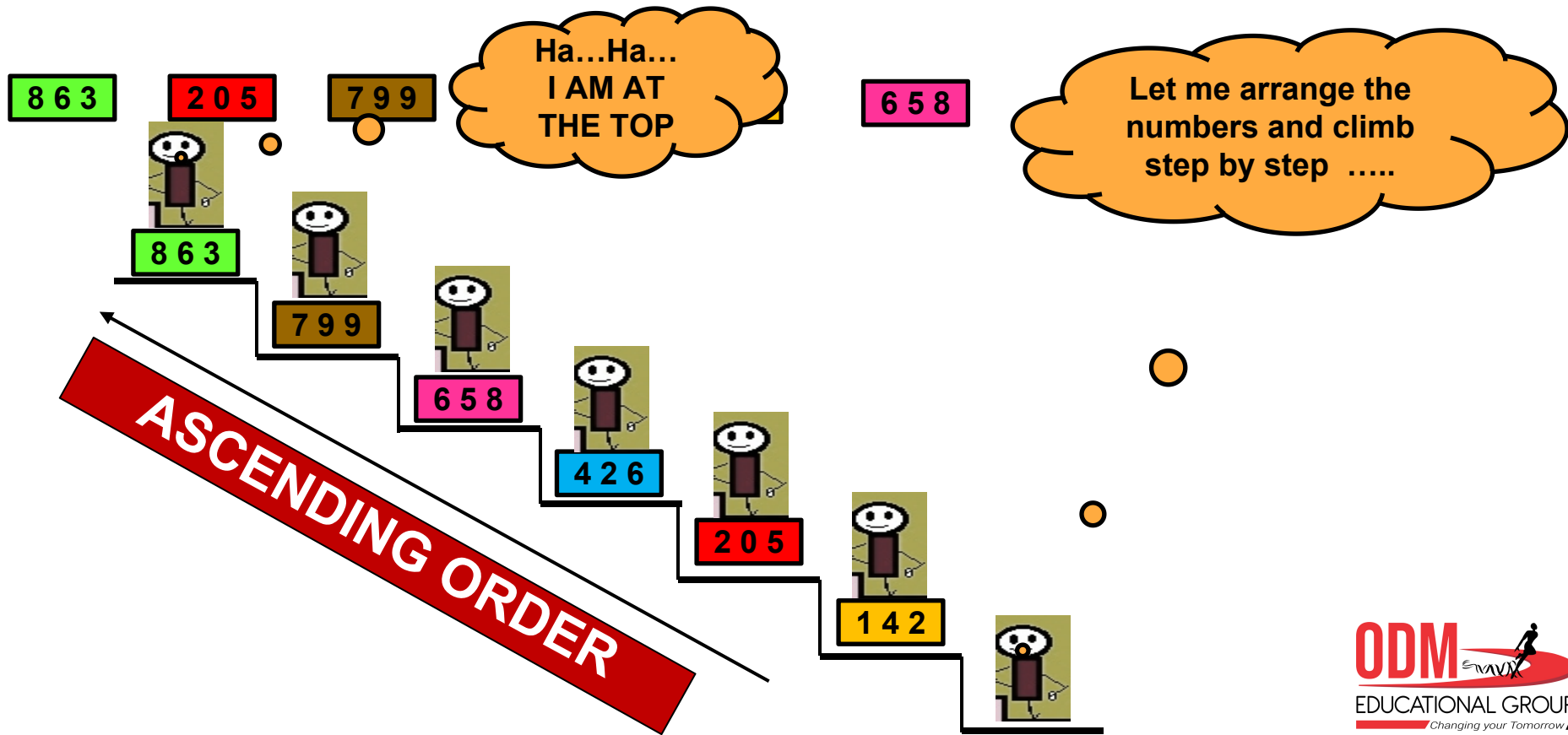


Can you find the place values of each digit of these numbers????



REVISION

INTRODUCTORY ACTIVITY



REVISION

INTRODUCTORY ACTIVITY

HOW I CAN COME DOWN?????

YES

Arrange the above numbers in the steps from big to small and come down quickly.

DESCENDING ORDER

902

759

548

378

263

146

759

548

378

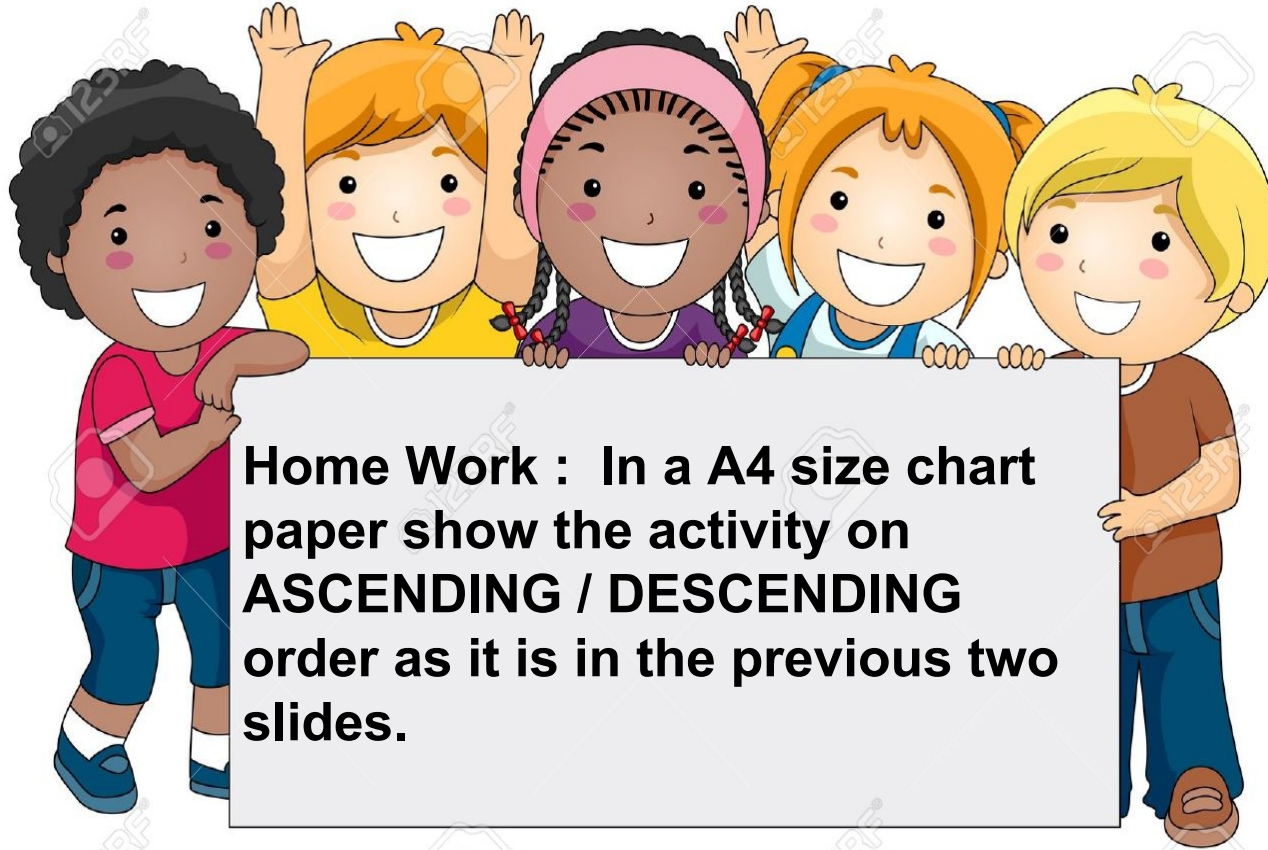
263

902

146

REVISION

INTRODUCTORY ACTIVITY



Home Work : In a A4 size chart paper show the activity on ASCENDING / DESCENDING order as it is in the previous two slides.

LEARNING OUTCOME:

- * Children have a strong sense of identity.**
- * Children are connected with and contribute to their world.**
- * Children are confident to write 3-digit numbers in words, in figures, represent in Abacus , find the place value and at last arrange them in ascending order / descending order.**

THANKING YOU
ODM EDUCATIONAL GROUP