

**SESSION : 8**  
**CLASS : 3**  
**SUBJECT : MATHEMATICS**  
**CHAPTER NUMBER: 1**  
**CHAPTER NAME : REVISION**  
**SUBTOPIC : FRAMING 3- DIGIT NUMBERS**

---

**CHANGING YOUR TOMORROW**

---

# LEARNING OBJECTIVE :

**Students will learn to :**

- \* Work with three digit numbers**
- \* Form numbers up to 999**
- \* Read and write numbers up to 999**


# REVISION

## FRAMING 3- DIGIT NUMBERS

Can you say how many  
2-digit numbers are  
there?

### LETS FIND OUT

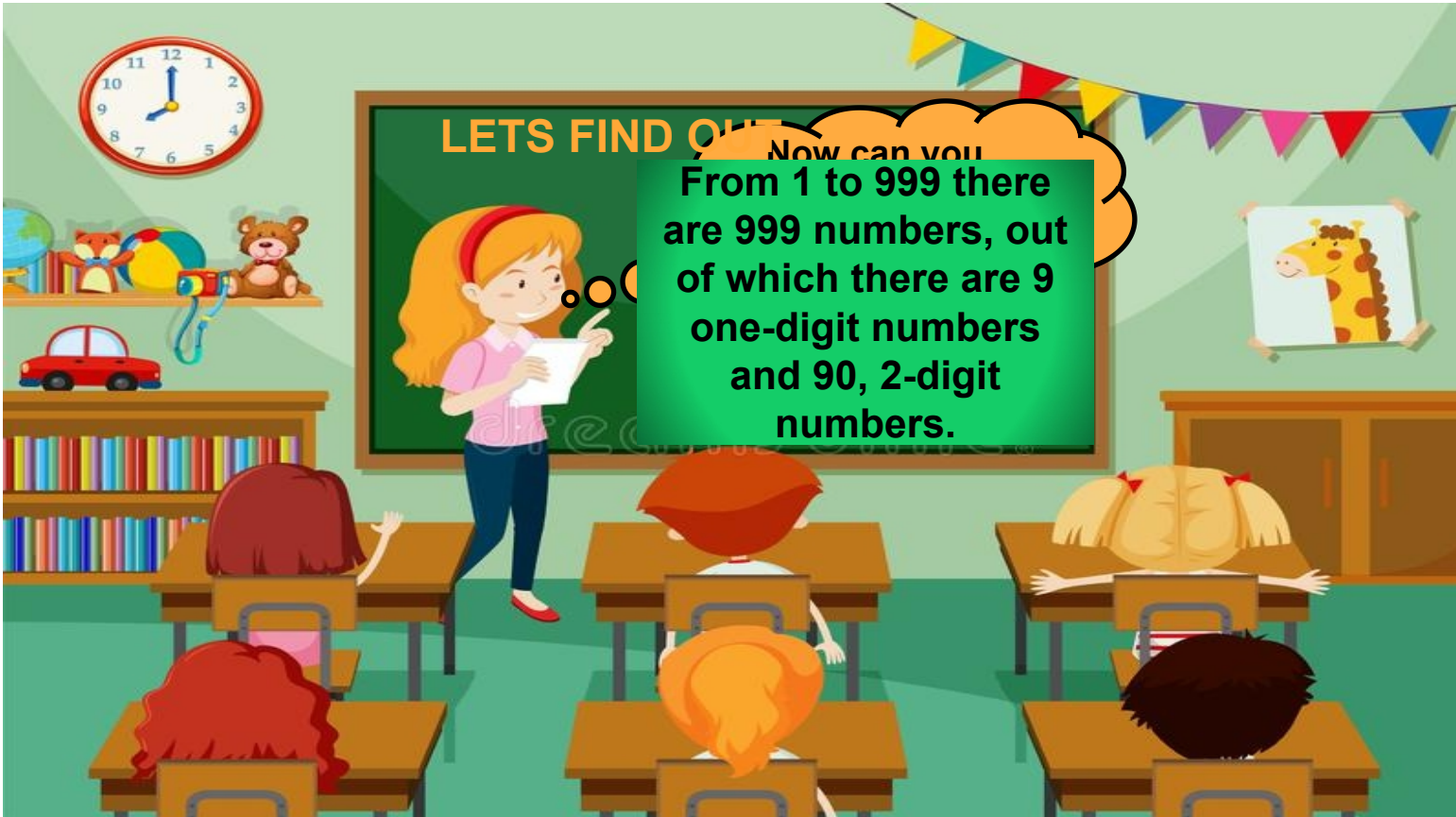
From 1 to 99 there are 99 numbers, out of  
which there are 9 one-digit numbers, i.e.,  
1, 2, 3, 4, 5, 6, 7, 8 and 9.



The two digit numbers have nine groups, i.e., 10 to 19, 20 to 29, 30 to 39, 40 to 49, 50 to 59, 60 to 69, 70 to 79, 80 to 89 and 90 to 99. Each group has 10 numbers. The total number of two digit numbers is 90.

# REVISION

## FRAMING 3- DIGIT NUMBERS



# REVISION

## FRAMING 3- DIGIT NUMBERS

There are a total of 900 three-digit numbers. These include the smallest 3 digit number - 100 to the largest 3 digit number - 999. The numbers beyond these 3-digit numbers are the 4-digit numbers, and the numbers less than the 3-digit numbers are the 2-digit numbers.



# REVISION

## FRAMING 3- DIGIT NUMBERS

6 4 1

LET'S SEE THROUGH  
EXAMPLES

614 641

416 461

146 164



So, we can form : 614 , 641 , 416 , 461 ,  
146 , 164

# REVISION

## FRAMING 3- DIGIT NUMBERS

2 7 3

LET'S SEE THROUGH EXAMPLES

273 237

732 723

327 372



So, we can form : 273 , 237 , 732 , 723 ,  
327 , 372

# REVISION

## FRAMING 3- DIGIT NUMBERS

9 5 0

LET'S SEE THROUGH  
EXAMPLES

950 905

509 590



So, we can form : 950 , 905 , 509 , 590



## REVISION

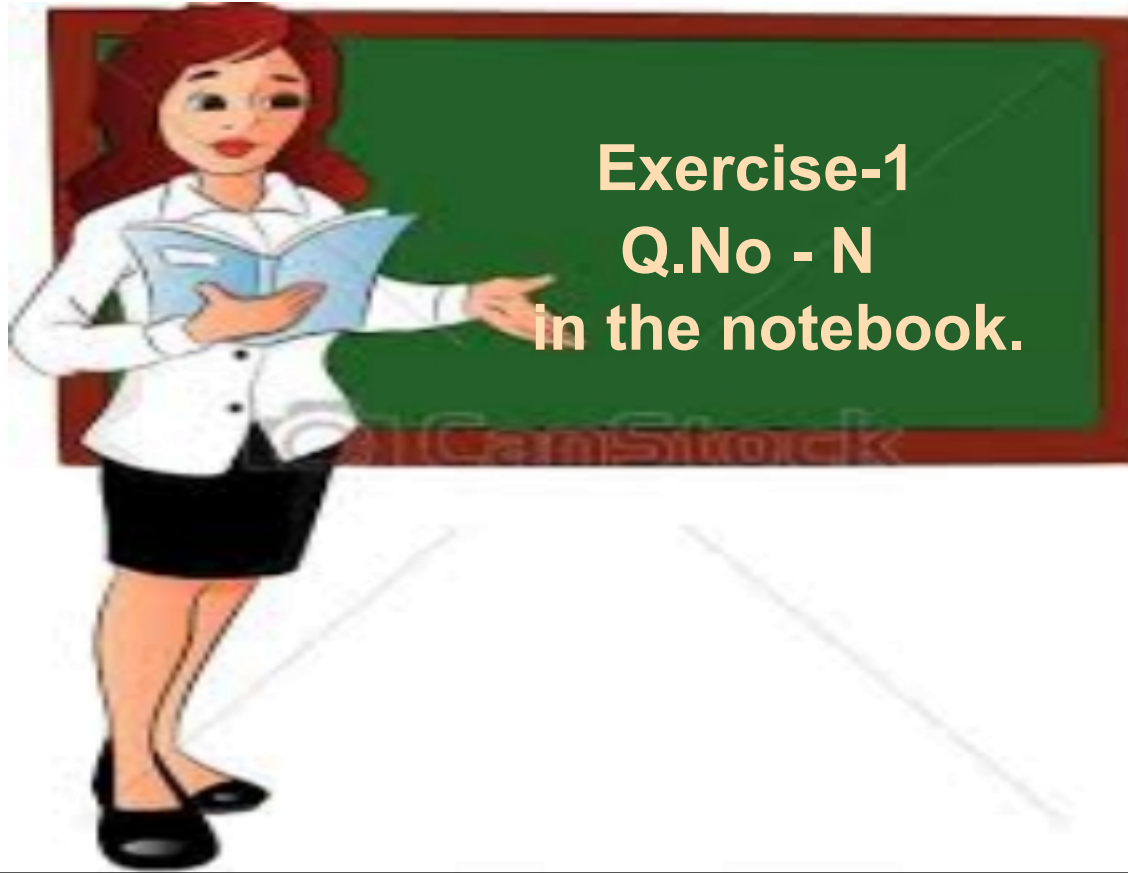
### FRAMING 3- DIGIT NUMBERS

Can you say why with  $\boxed{6, 1, 4}$  and  $\boxed{2, 7, 3}$   
we can form six, 3-digit numbers but with  $\boxed{9, 5, 0}$   
only four, 3-digit numbers.

Because the number starting with 0 makes a 2-digit number.

# REVISION

## FRAMING 3- DIGIT NUMBERS



# REVISION

## FRAMING 3- DIGIT NUMBERS

N. Frame five 3-digit numbers by using the following digits with or without repetition.

1.  $\boxed{6,}$   $\boxed{6,}$   $\boxed{4}$      $\boxed{646}$   $\boxed{664}$   $\boxed{644}$   $\boxed{446}$   $\boxed{464}$

2.  $\boxed{8,}$   $\boxed{9,}$   $\boxed{1}$      $\boxed{891}$   $\boxed{991}$   $\boxed{118}$   $\boxed{881}$   $\boxed{191}$

3.  $\boxed{6,}$   $\boxed{0,}$   $\boxed{5}$      $\boxed{600}$   $\boxed{650}$   $\boxed{605}$   $\boxed{506}$   $\boxed{560}$

# REVISION

## FRAMING 3- DIGIT NUMBERS

4. 


7,	5,	4,	2	745	542	425	247	572
----	----	----	---	-----	-----	-----	-----	-----

5. 

6,	0,	1	5	601	150	516	105	510
----	----	---	---	-----	-----	-----	-----	-----

# REVISION

## FRAMING 3- DIGIT NUMBERS



**C/W: Exercise-1 Q.No - N  
in the notebook.**

## **LEARNING OUTCOME:**

**Students learned to form and write three-digit numbers using different digits up to 999.**



**THANKING YOU**

**ODM EDUCATIONAL GROUP**