

SESSION : 7

CLASS : I

SUBJECT : MATHEMATICS

CHAPTER NUMBER:2

CHAPTER NAME :REVISION OF NUMBERS

SUBTOPIC : NUMBER LINE

CHANGING YOUR TOMORROW

LEARNING OBJECTIVE :

Enable the students to count the numbers forward and backward on a number line.

LET'S LEARN MORE ABOUT NUMBER LINE

WHAT IS A NUMBER LINE?


A number line is just that – a straight, horizontal line with numbers placed at even increments along the length. It's not a ruler, so the space between each number doesn't matter, but the numbers included on the line determine how it's meant to be used.

Example



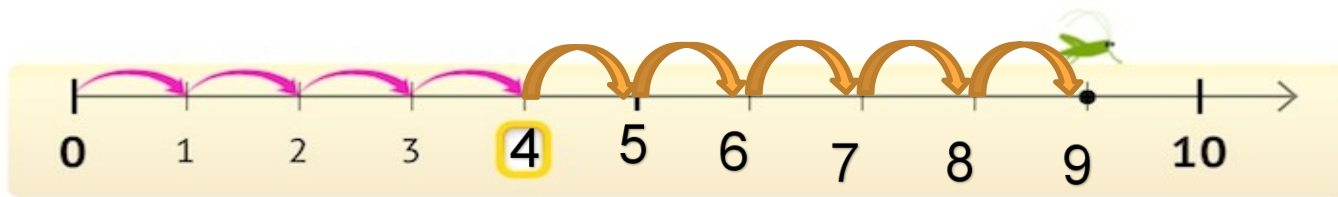
HOW TO DRAW A NUMBER LINE?

3. Write numbers from 0 to 10 on it



number line can be started from any number

Where is the grasshopper?

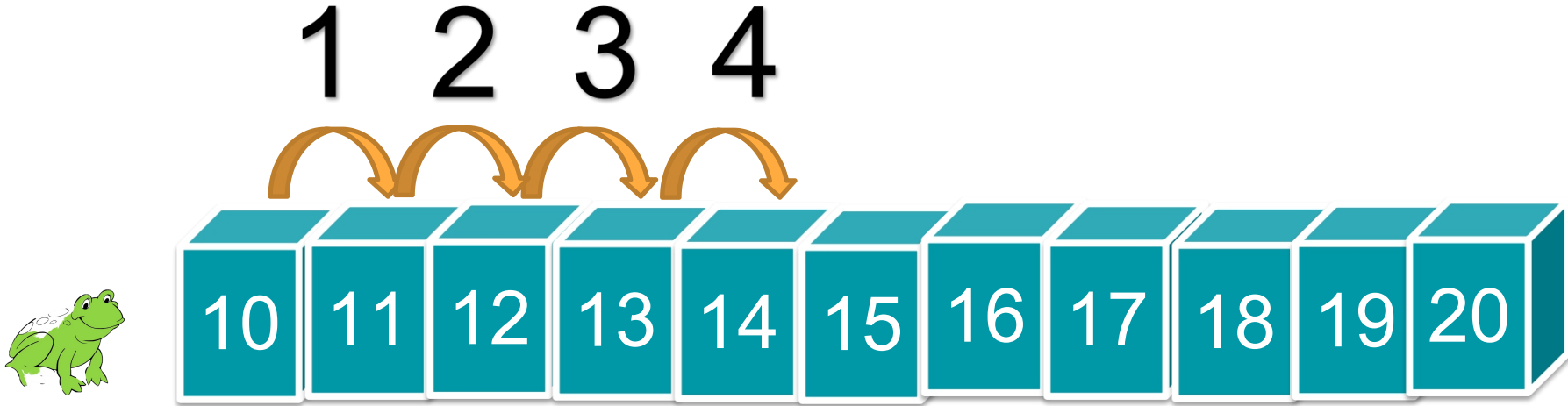


The grasshopper was at 4
and taken 5 steps forward and now he is at 9

1 2 3 4 5 6 7 8 9 0

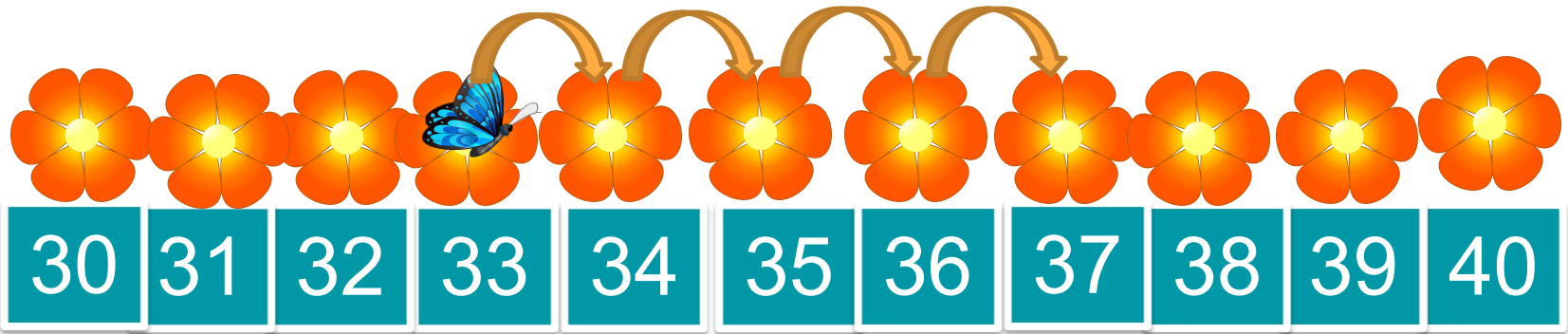


Where will be the frog if it takes four steps?



He will be at 14

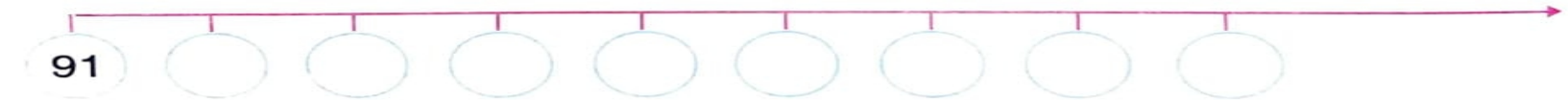
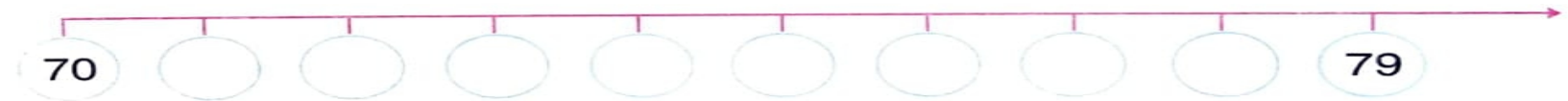
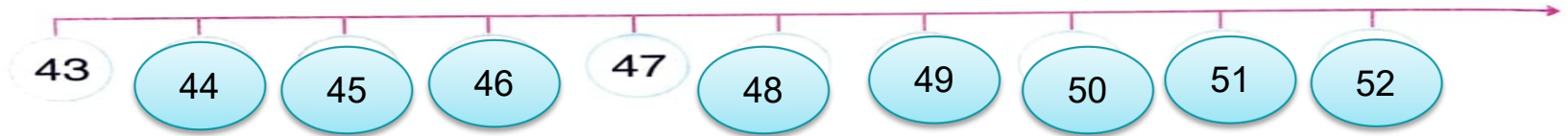
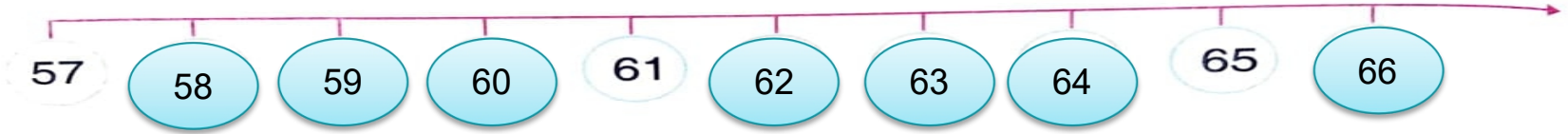
The Butterfly is at 33, She takes 4 steps, where will be she?



She will be at 37

CW Date-

1. Let us write the missing numbers on the number line.



Date:-/04/21

SUB	HOME ASSIGNMENT
Mathematics	Practice book page 14

LEARNING OUTCOME:

The learner is able to count and write forward and backward numbers.

THANKING YOU
ODM EDUCATIONAL GROUP