

DATE:

SESSION : 5

CLASS : I

SUBJECT : MATHEMATICS

CHAPTER NUMBER:4

CHAPTER NAME :COMPARISION OF NUMBERS

SUBTOPIC : 4.5 GREATEST AND SMALLEST NUMBER

CHANGING YOUR TOMORROW

LEARNING OBJECTIVE :

Enable the learners to recognize the greatest and smallest numbers from a series of numbers. This concept gives them the knowledge about Ascending and Descending order too.


TODAY'S CONCEPT

GREATEST AND SMALLEST NUMBER



LET'S HAVE A QUICK RECAP

CIRCLE THE GREATEST NUMBER



FIND OUT THE SMALLEST ONE


Let's arrange in descending order




The last number we get is the smallest number

STORY TIME

Coco the crocodile comes to meet Jojo the monkey. Coco said How are you Jojo? Jojo replied I am good . How are you? Coco said I am also good.



STORY TIME



Coco asked Jojo You look very happy and active.

What's reason?

Jojo said I am very happy and active
because I always eat tasty
Sweet berries of this tree.



STORY TIME

Coco said can you please give me some?

I also want to be happy and active

Jojo said ,If you want to have berries ,

You have to find out the

smallest number in the group.

Coco said alright let me try.



STORY TIME

Coco thinks. He arranges numbers in descending order in his mind. Now he is choosing the last number as smallest number.



Jojo is very happy and he gives all the bunch of berries to Coco. Both of them are good friends now.

POINTS TO REMEMBER

To find the smallest number we have to arrange them in Descending order, the last number is the smallest number.

15 , 85 , 23 , 60

Ex:

Greatest



85 , 60 , 23 , 15

Smallest



Activity 1 Tick the smallest Number

First arrange in descending order. Then tick the last Number



Cw Do in Maths note book

Exercise

1. Circle the smallest number in each group

(a) 9, 18, 57, 43, 69

(b) 11, 13, 21, 40, 2

(c) 90, 74, 61, 49, 89

(d) 78, 99, 90, 69, 89

(e) 35, 11, 10, 29, 18

(f) 18, 48, 31, 58, 34

69, 57, 43, 18, 9

40, 21, 13, 11, 2

90, 89, 74, 61, 49

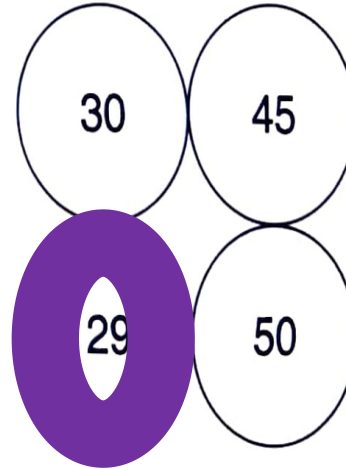
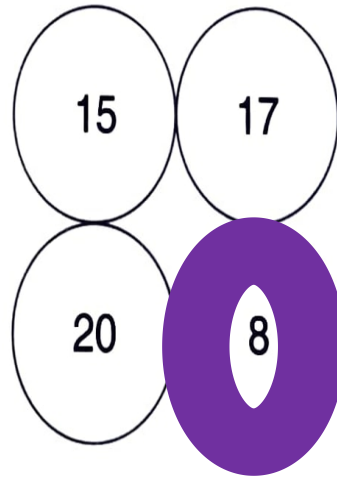
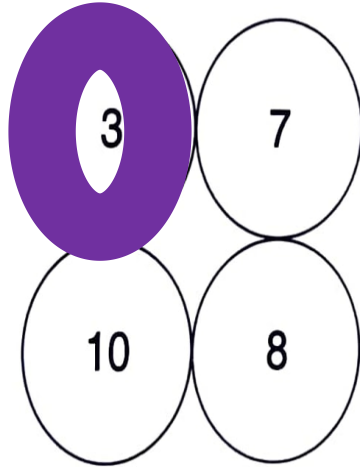
99, 90, 89, 78, 69

35, 29, 18, 11, 10

58, 48, 34, 31, 18

Cw Do in Maths note book

2. Colour the smallest number in each of the following collections.



SUB	HOME ASSIGNMENT
Mathematics	Practice book page 29

LEARNING OUTCOME :

The learner is now able to identify smallest numbers in a group of numbers, which he/she can apply in his/her real life more confidently.

THANKING YOU
ODM EDUCATIONAL GROUP