

SESSION : 11

CLASS : I

SUBJECT : MATHEMATICS

CHAPTER NUMBER:4

CHAPTER NAME :COMPARISON OF NUMBERS

SUBTOPIC : REVIEW

CHANGING YOUR TOMORROW

LEARNING OBJECTIVE :

Enable the learners to apply their knowledge in solving the question answer by thinking critically .

LET'S HAVE A QUICK RECAP

Activity - 1

Let's play with Rainbow

Tens



What number is this?




Ones



Activity - 2

Form 2-digit numbers using the given digits
Now arrange the numbers in order

Method - 1



2,3,5

Find the Greatest and Smallest Number formed by the digits

Method - 2

Greatest Number

T	O

7

8

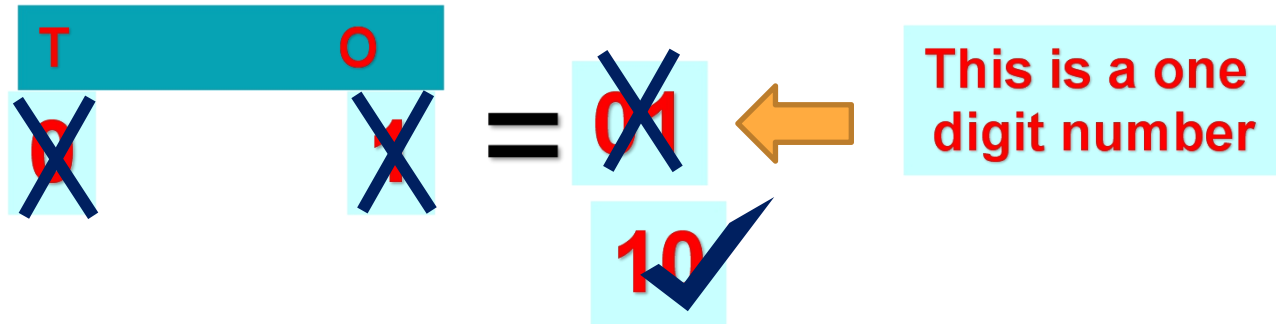
9

Smallest Number

T	O

Points to remember

NB: We have to place '0' in ones place only
If we write '0' in tens place the number
will become a one-digit number. E.g. 01,02



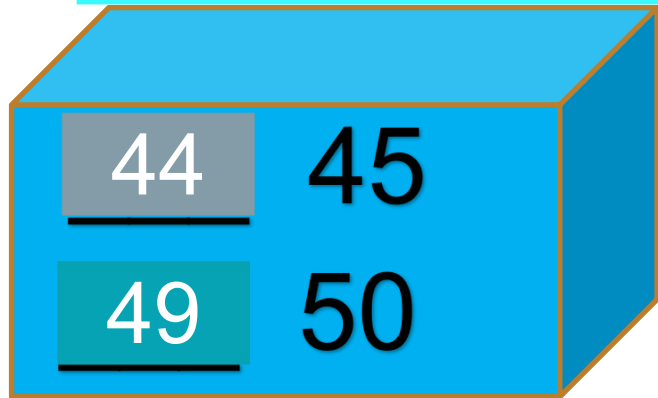
NB: The greatest 2-digit number is 99

NB: The smallest 2-digit number is 10

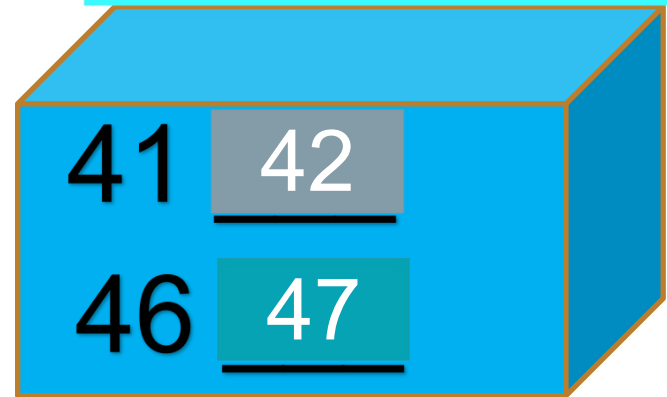
Tricks to learn before and after numbers



What comes just before?



What comes just after?



Cw Do in Maths note book

Review

1. Write **True** or **False** for the following statements.

(a) 29 is lesser than 33.

True

(b) 45 comes after 46.

False

(c) 98 is greater than 89.

True

(d) 90 is the greatest 2-digit number.

False

Cw Do in Maths note book

2. Fill in the blanks using suitable words/signs.

(a) 84 comes **between** 83 and 85.

(b) 31 is **>** 30.

(c) 1 comes just **after** 0.


(d) 98 comes just **before** 99.

Cw Do in Maths note book

3. Fill in the blanks using appropriate symbols or numbers.

(a) 91  90

(b) 43  45

(c) 27  27

(d) 90  91

SUB	HOME ASSIGNMENT
Mathematics	Practice book page 35

LEARNING OUTCOME :

The learners are now able to solve the question answers by themselves.

THANKING YOU
ODM EDUCATIONAL GROUP