

WELCOME TO THE ONLINE CLASS

SESSION NO.: 1

CLASS: 5

SUBJECT: SCIENCE

CHAPTER NUMBER: 3

CHAPTER NAME: SAFETY AND FIRST AID

**SUB TOPIC: INTRODUCTION, FIRST AID, FOR CUTS AND
SCRATCHES**

CHANGING YOUR TOMORROW

LEARNING OBJECTIVE

To enable the learner to:

- **know about road signs.**
- **learn the importance of first aid in different emergencies.**

WARM UP

- **Define accident.**
- **Why should we follow safety rules?**
- **Somebody has eaten a banana and thrown the peel on the floor. Has he done the right thing?**
- **Are you ready to give instant aid to the injured person who fell down?**
- **What is first aid?**

INTRODUCTION

- **We might have seen small and big accidents in our day today life like falling down from a bicycle, road accidents, accidents at home like electric shock, burn, poisoning etc.**
- **To get rid of those unusual happenings we follow different safety measures.**


ACCIDENT

- An unfortunate incident that happens unexpectedly and unintentionally, typically resulting in damage or injury.
- Accidents can lead to minor and major injuries.











































SAFETY

- Safety is the condition of being safe.
- We should always be careful and follow safety rules to avoid accidents.



SAFETY ON THE ROAD

- Because of the rapid increase of numerous vehicles, safety on the road is more important than ever.
- Read and follow road signs.
- Always follow safety rules on the road.

Traffic Symbol Signs And Road Safety Signs									
									
Attention Bumps	Attention Right bend	Turning to the left	Double bend	Level crossing without gates	Pedestrian crossing	Restricted Area	Attention double direction area	No entry for exceeding meters	Aid station
									
Road works	Direction to be followed	Dangerous hill	cyclist road	Overtaking prohibited	No through road	Children	Do not turn to the left	No Entry for exceeding height	Turning to the right
									
Prohibited for cyclist	Prohibited crossing	End of Highway	Attention left bend	Maximum speed 80 km per hour	Prohibited use of horns	Roundabouts	Restricted area	No Entry for exceeding weight	Carriageway narrows
									
No Entry	Direction can be left and can be right	Other danger	Intersection	Attention Bad road	level crossing with gates	Road for people & cyclist only	Overtaking prohibited to truck	Closed to all motor vehicles	Highway

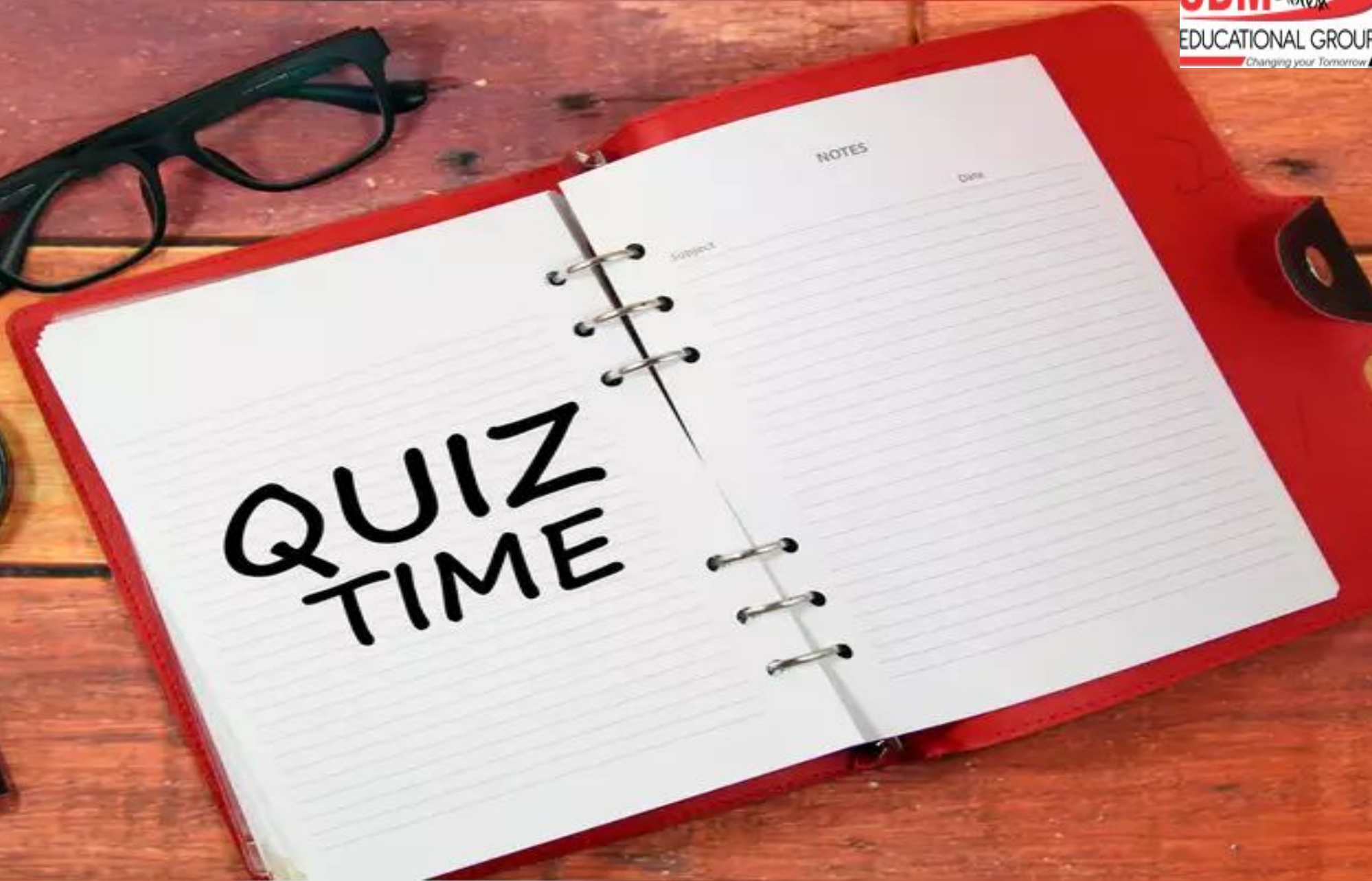
FOR CUTS AND SCRATCHES

- Wash away all dirt around the wound.
- Clean the affected area with cotton wool soaked in an antiseptic lotion.
- Place a thick pad of cotton wool or sterile gauze on the wound and press it with your thumb and fingers.
- A tourniquet can be used to stop bleeding.
- Wrap a sterile gauze bandage around the wounded area.



SUMMARY

- **First aid is the first medical help given to an injured person before a doctor arrives.**
- **Read and follow road signs and safety rules on the road.**
- **To cure cuts and scratches, use an antiseptic lotion.**
- **A tourniquet is a tight bandage that is used to stop bleeding from a wound.**



**QUIZ
TIME**

NOTES

Date

Subject

1. Your friend cut his hand with a blade accidentally. Its bleeding heavily. What should you tie to stop bleeding?

ANS: Tourniquet

2. The instant help given to a patient before the arrival a doctor.

ANS: First Aid

**3. While moving on the road we should read and follow
_____ signs and _____ rules.**

ANS: road, safety

4. Clean the scratches with an _____ lotion.

ANS: antiseptic

HOMework

- **Write the difficult words from the chapter.**

LEARNING OUTCOME

The learner will be able to

- **learn the importance of first aid in different emergencies.**
- **know the importance of first aid.**

THANKING YOU
ODM EDUCATIONAL GROUP