

Chapter- 11

Geometry

STUDY NOTES

LEARNING OBJECTIVE: Enable the learners to know about:

- Length
 - Tall –Taller-Tallest
 - Tall-Short
 - High-Higher-Highest
 - Short-Shorter-Shortest
 - Thin-Thick
 - Near-Far
- Weight
- Measuring capacity
- Time
 - Week and Months
 - Time and clock
 - Long and Short duration

Tall, Taller Tallest:

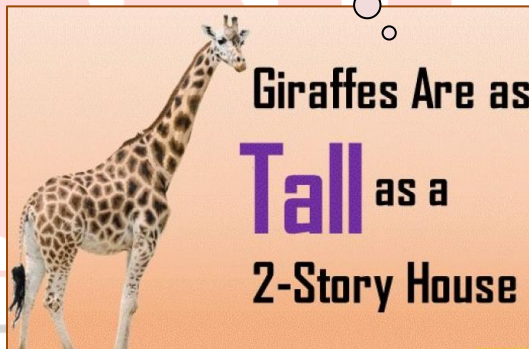
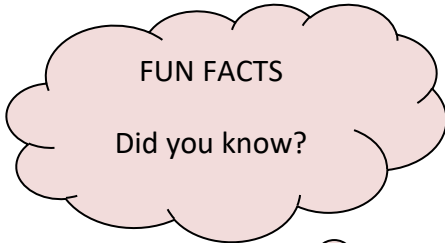
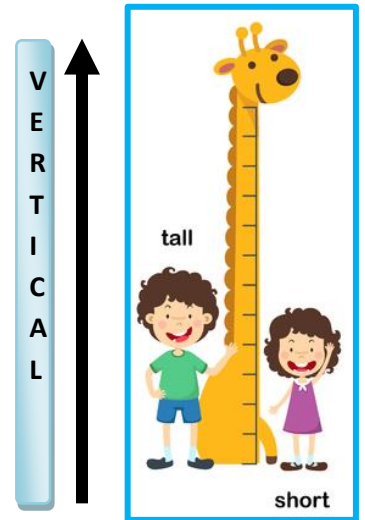
Changing your Tomorrow ▲



Example:

In the given picture who is tall and who is short?

- The boy is tall.
- The girl is short.

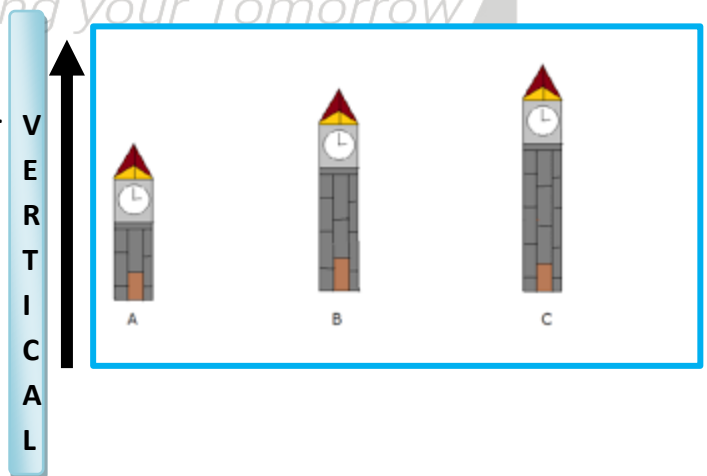


High, Higher, Highest:

- Building B is higher than building A.
- Building C is higher than building A and B.

So we can say:

- Building A is high.
- Building B is higher.
- Building C is highest.



Short, Shorter, Shortest:

In the given picture we can see:

- Pencil B is Shorter than pencil A.
- Pencil C is Shorter than both pencils A and B.




So we can say:

- Pencil A is Short.
- Pencil B is Shorter.
- Pencil C is the shortest one.

Long, Longer, Longest:

In this picture we see:


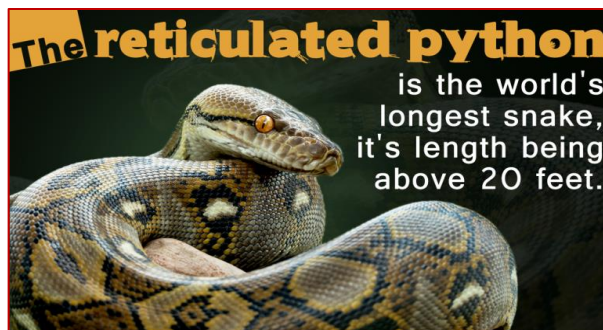
- Branch B is longer than branch A .
- Branch C is Longer than both branch A and B.



So we can say:

- Branch A is long.
- Branch B is Longer.
- Branch C is longest.

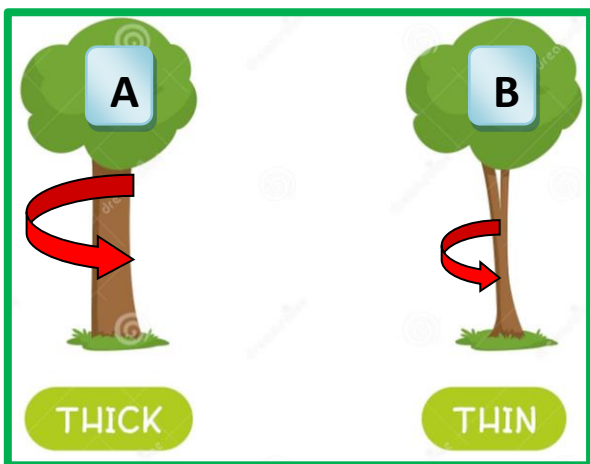
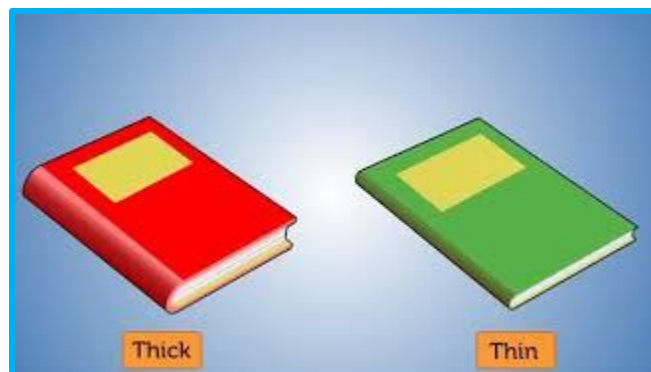
HORIZONTAL



Thick and Thin:

In this picture we can see:

- Red book is thick.
- Green book is thin.




In this picture we can see:

- Tree A is thick.
- Tree B is thin.

Far and Near:

In this picture we can see: *Changing*

- The boy is near the tree.
- The girl is far from the tree.

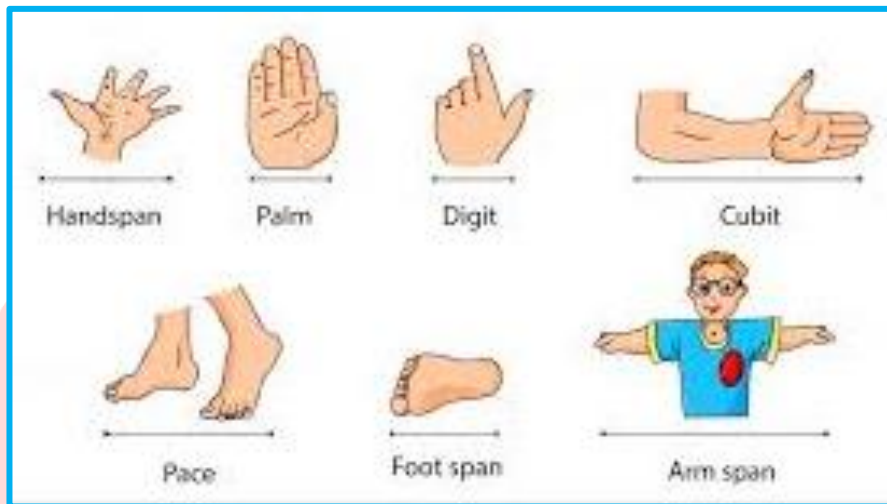


Common Fact

Things near us look big whereas things far from us look small.

Measuring length by body parts:

We can measure the length of some objects with the help of our body parts like ; Hand span, palm, digit, cubit, pace, foot span and arm span.



ODM
EDUCATIONAL GROUP

Changing your Tomorrow ▲

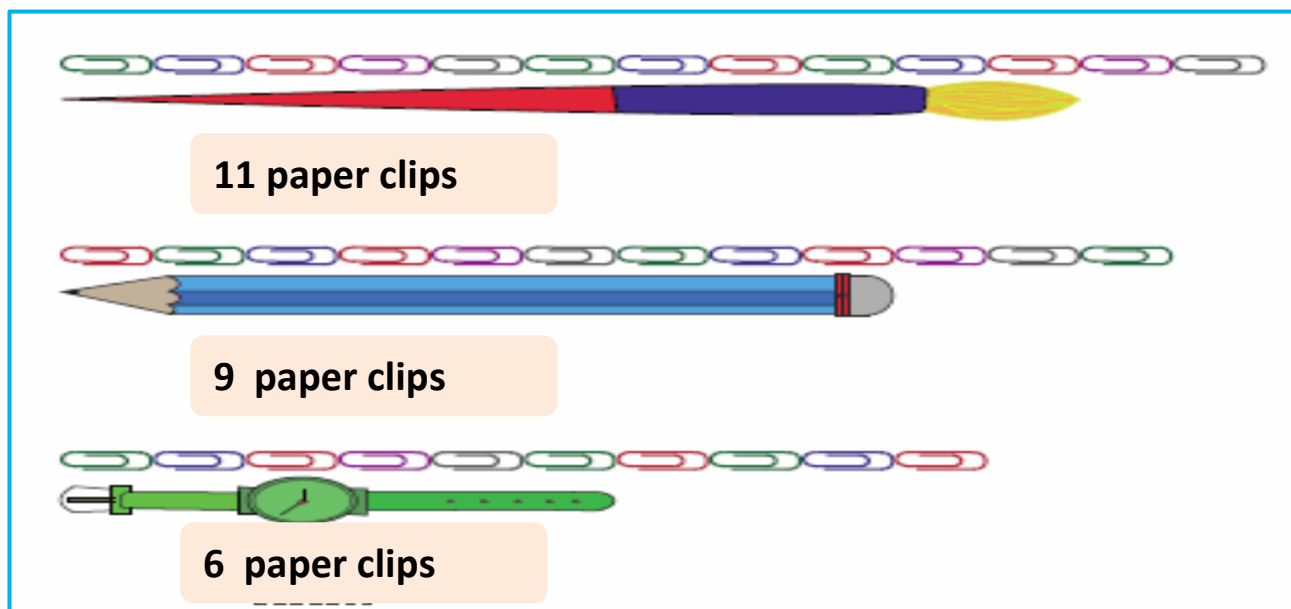
Fact

When we measure length of different objects with the help of our body parts, the answers may vary from person to person since the lengths of their body parts are different. So they are called non-standard units of measurement.

Measuring length using different objects:

In this image we see:

- The brush is 11 paper clips long
- The pencil is 9 paper clips long.
- The watch is 6 paper clips long.



Changing your Tomorrow

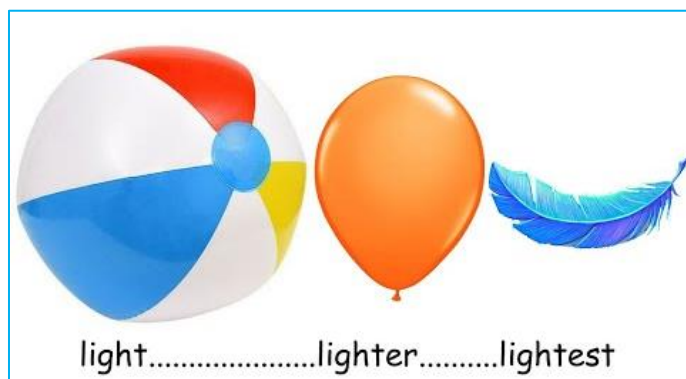
Weight:**Light, Lighter, Lightest:**

In this picture we see:

- Balloon is lighter than ball.
- Feather is lighter than both ball and balloon.

So we can say:

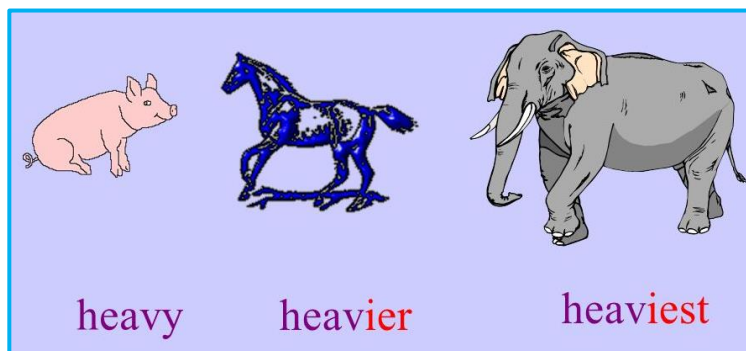
- Ball is light.
- Baloon is lighter.
- Feather is lightest.



Heavy, Heavier, Heaviest:

In this picture we can see:

- The horse is heavier than pig.
- The elephant is heavier than both pig and horse.



So we can say:

- Pig is heavy.
- Horse is heavier.
- Elephant is the heaviest one.

Measuring capacity:

Capacity of a vessel tells us how much it can hold.

- Bigger vessel holds more.
- Smaller vessel holds less.

In this image we can see:

- The capacity of the jug is more.
- The capacity of the cup is less.



In this image we can see:

- The capacity of the jug is 6 cups.
- 6 cups fill up 1 jug.



Time:

Weeks and Months:

Week:

- There are 7 days in a week. They are Sunday, Monday, Tuesday, Wednesday, Thursday, Friday and Saturday.



SUNDAY
MONDAY
TUESDAY
WEDNESDAY
THURSDAY
FRIDAY
SATURDAY



**DID YOU
KNOW?**

- Weekend are Sunday and Saturday.
- Week days are Monday, Tuesday, Wednesday, Thursday, Friday.

Month:

- There are 12 months in a year. They are January, February, March, April, May, June, July, August, September, October, November and December. A year has 365 days.

Months of the year

January

February

March

April

May

June

July

August

September

October

November

December

FACTS

Interesting Facts About Months

January Named of Roman God
Janus

December comes from Latin
Word Decem






April meaing " To Open"



- 4 weeks make a month.
- 52 weeks make a year.
- February has 29 days in a leap year.
- There are 366 days in a leap year

**Months
that begin on
a Sunday will
always have
a "Friday
the 13th."**


Days in each Month

	JANUARY	31	
	FEBRUARY	28/29	
	MARCH	31	
	APRIL	30	
	MAY	31	
	JUNE	30	
	JULY	31	
	AUGUST	31	
	SEPTEMBER	30	
	OCTOBER	31	
	NOVEMBER	30	
	DECEMBER	31	

30 days has September, April, June and November
 All the rest have 31
 Except February alone
 Which has 28 days clear
 And 29 days in each leap year

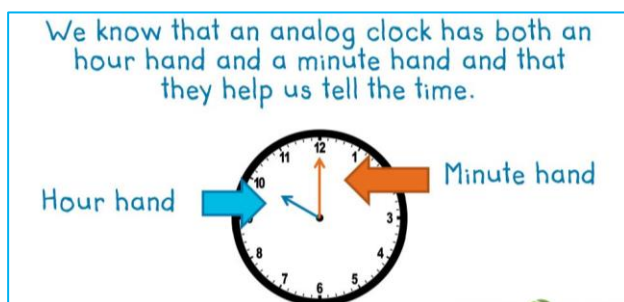
Time and Clock:

A day has 24 hours. It is divided into 4 parts. Morning,noon,evening and night.



Clock: We know time by looking at a watch or clock.

- A clock has numbers 1 to 12.
- It has 2 hands.
- Short hand, which is also called hour hand, shows the hour.
- Long hand , also known as minute hand ,shows us minute.



Clocks showing different timings in a day



12 O'clock



1 O'Clock



2 O'clock



3 O'Clock



4 O'clock



5 O'Clock



6 O'clock



7 O'Clock



8 O'clock



9 O'Clock

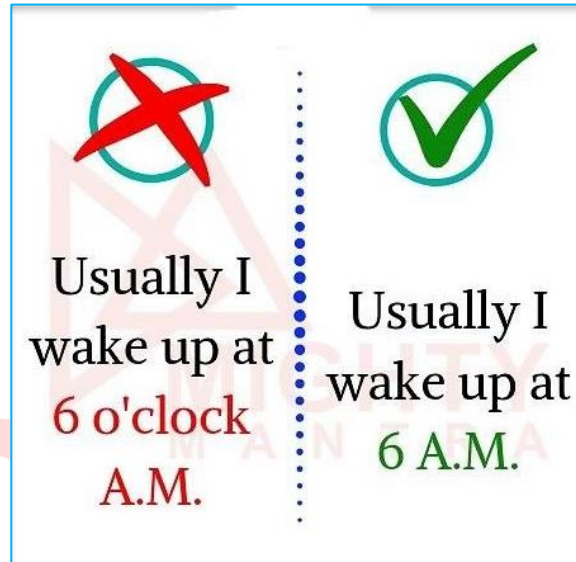


10 O'clock



11 O'Clock

Common mistake:

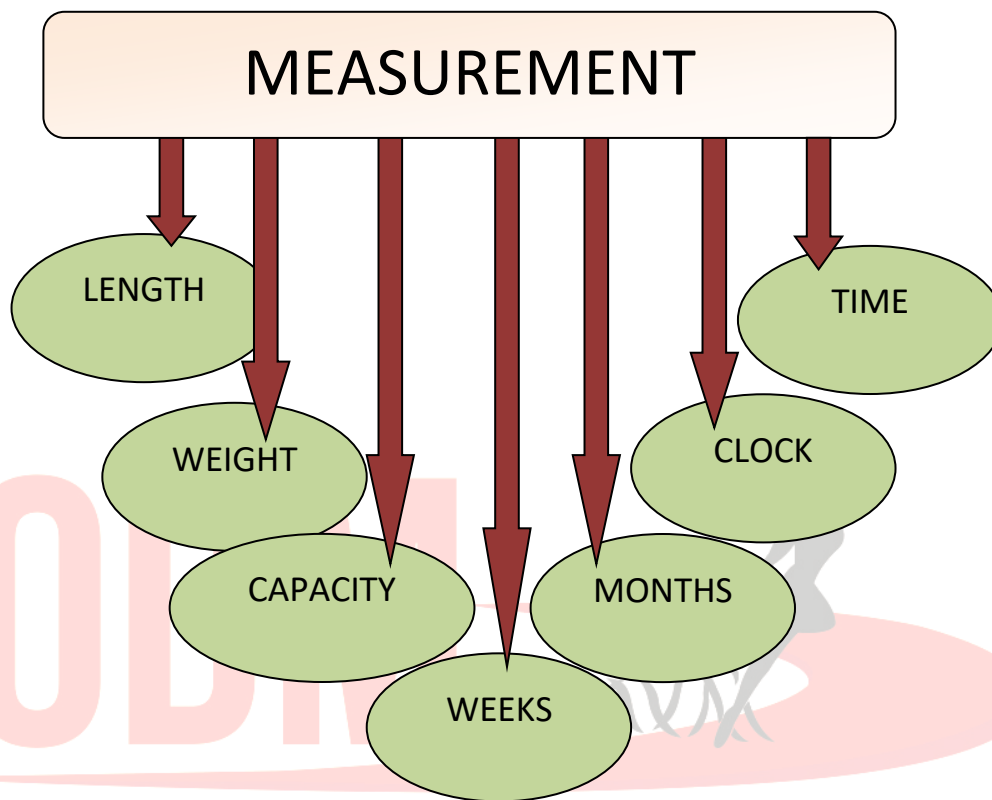


Fun activity . How to make a clock model?

- Take a paper plate.
- Write ,cut and paste numbers 1 to 12 on it.
- Draw two hands of the clock,cut and paste on it.
- Decorate the clock with paper flowers.
- Your clock is ready.



Mind map:



ODM
EDUCATIONAL GROUP
Changing your Tomorrow