

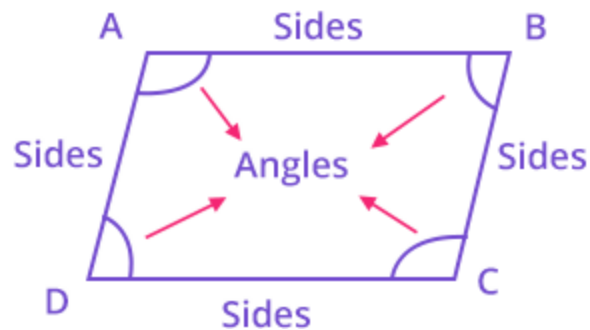
Chapter-8

QUADRILATERALS

STUDY NOTES

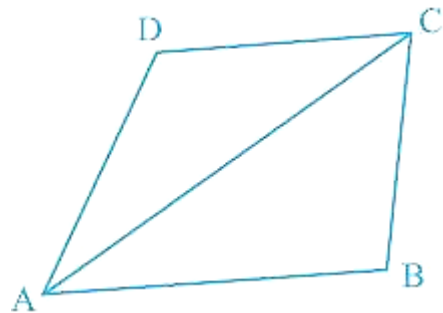
Quadrilateral

Any closed polygon with four sides, four angles and four vertices are called **Quadrilateral**. It could be regular or irregular.



Angle Sum Property of a Quadrilateral

The sum of the four angles of a quadrilateral is 360°



If we draw a diagonal in the quadrilateral, it divides it into two triangles.

And we know the angle sum property of a triangle i.e. the sum of all the three angles of a triangle is 180° .

The sum of angles of $\triangle ADC = 180^\circ$.

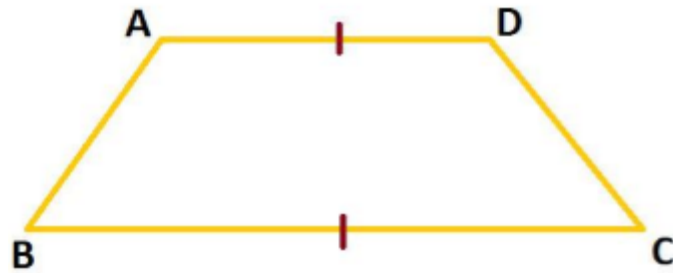
The sum of angles of $\triangle ABC = 180^\circ$.

By adding both we get $\angle A + \angle B + \angle C + \angle D = 360^\circ$

Hence, the sum of the four angles of a quadrilateral is 360° .

Example

Find $\angle A$ and $\angle D$, if $BC \parallel AD$ and $\angle B = 52^\circ$ and $\angle C = 60^\circ$ in the quadrilateral ABCD.

**Solution:**

Given $BC \parallel AD$, so $\angle A$ and $\angle B$ are consecutive interior angles.

So $\angle A + \angle B = 180^\circ$ (Sum of consecutive interior angles is 180°).

$$\angle B = 52^\circ$$

$$\angle A = 180^\circ - 52^\circ = 128^\circ$$

$\angle A + \angle B + \angle C + \angle D = 360^\circ$ (Sum of the four angles of a quadrilateral is 360°).





$$\angle C = 60^\circ$$

$$128^\circ + 52^\circ + 60^\circ + \angle D = 360^\circ$$

$$\angle D = 120^\circ$$

$\therefore \angle A = 128^\circ$ and $\angle D = 120^\circ$.

Types of Quadrilaterals

S No.	Quadrilateral	Property	Image
1.	Trapezium	One pair of opposite sides is parallel.	
2.	Parallelogram	Both pairs of opposite sides are parallel.	
3.	Rectangle	a. Both the pair of opposite sides is parallel. b. Opposite sides are equal. c. All the four angles are 90° .	
4.	Square	a. All four sides are equal. b. Opposite sides are parallel. c. All the four angles are 90° .	

5.

Rhombus

- a. All four sides are equal.
- b. Opposite sides are parallel.
- c. Opposite angles are equal.
- d. Diagonals intersect each other at the centre and at 90° .



6.

Kite

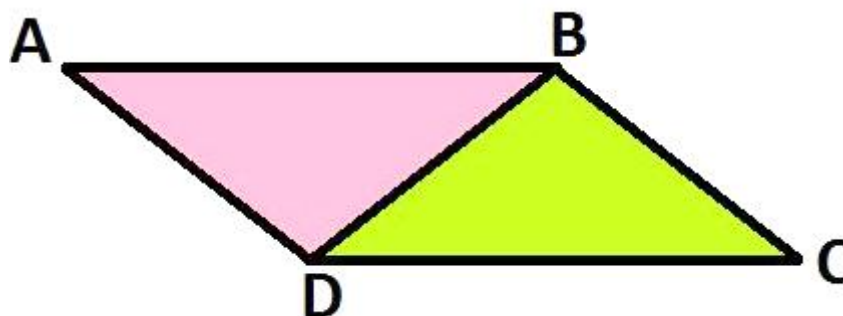
Two pairs of adjacent sides are equal.



Remark: A square, Rectangle and Rhombus are also a parallelogram.

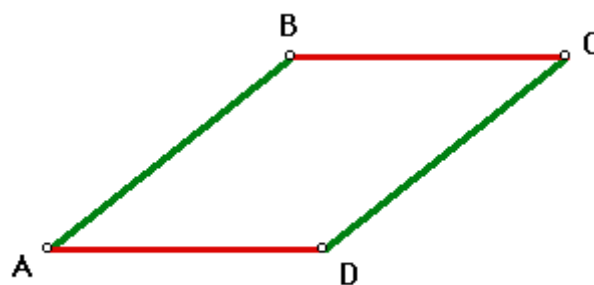
Properties of a Parallelogram

Theorem 1: When we divide a parallelogram into two parts diagonally then it divides it into two congruent triangles.



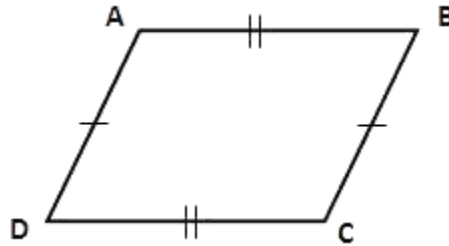
$$\triangle ABD \cong \triangle CDB$$

Theorem 2: In a parallelogram, opposite sides will always be equal.



$$AD = BC \text{ and } AB = CD$$

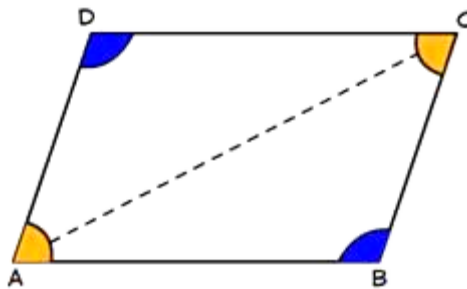
Theorem 3: A quadrilateral will be a parallelogram if each pair of its opposite sides will be equal.



Here, $AD = BC$ and $AB = DC$

Then ABCD is a parallelogram.

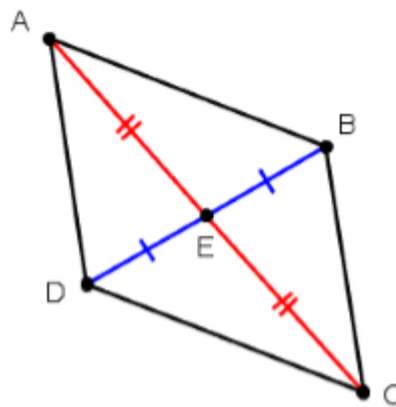
Theorem 4: In a parallelogram, opposite angles are equal.



In ABCD, $\angle A = \angle C$ and $\angle B = \angle D$

Theorem 5: In a quadrilateral, if each pair of opposite angles is equal, then it is said to be a parallelogram. This is the reverse of Theorem 4.

Theorem 6: The diagonals of a parallelogram bisect each other.



Here, AC and BD are the diagonals of the parallelogram ABCD.

So they bisect each other at the centre.

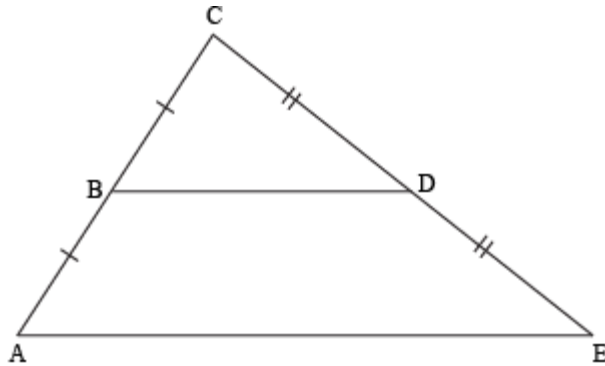
$DE = EB$ and $AE = EC$

Theorem 7: When the diagonals of the given quadrilateral bisect each other, then it is a parallelogram.

This is the reverse of the theorem 6.

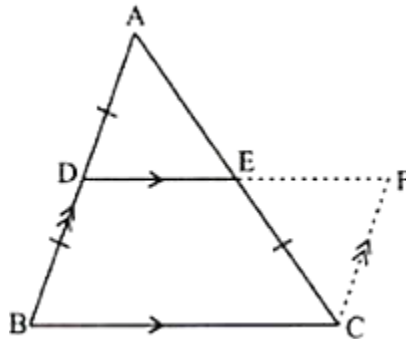
The Mid-point Theorem

1. If a line segment joins the midpoints of the two sides of the triangle then it will be parallel to the third side of the triangle.



If $AB = BC$ and $CD = DE$ then $BD \parallel AE$.

2. If a line starts from the midpoint of one line and that line is parallel to the third line then it will intersect the midpoint of the third line.



If D is the midpoint of AB and $DE \parallel BC$ then E is the midpoint of AC.