

CLASS : 2
SESSION NO. : 2
SUBJECT : MATHEMATICS
TOPIC: CH-2 NUMBERS
SUB TOPIC: COUNTING NUMBERS.
LET'S LEARN HOW TO READ 3-DIGITS NUMBERS.

CHANGING YOUR TOMORROW

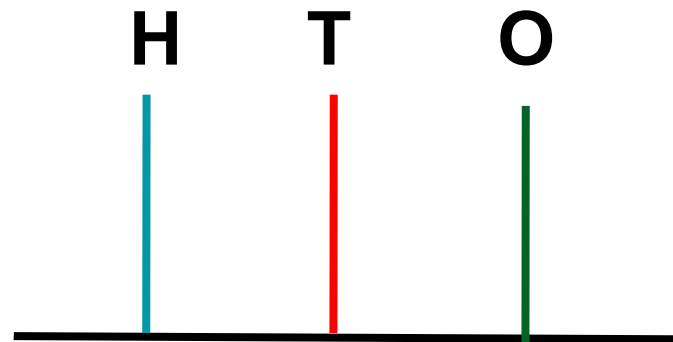
Website: www.odmegroup.org
Email: info@odmps.org

Toll Free: **1800 120 2316**
Sishu Vihar, Infocity Road, Patia, Bhubaneswar- 751024

LEARNING OBJECTIVE

Students will be able to count and read three-digit numbers.

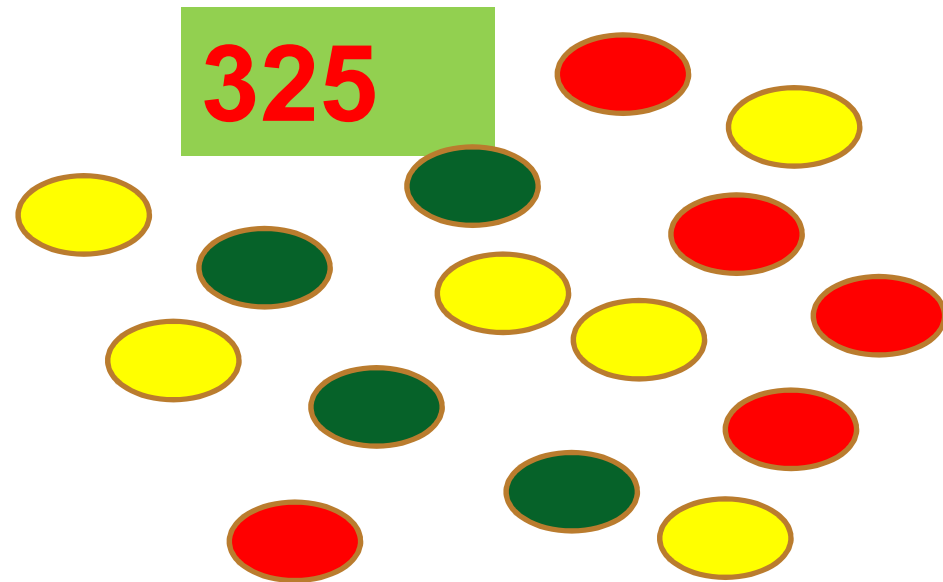
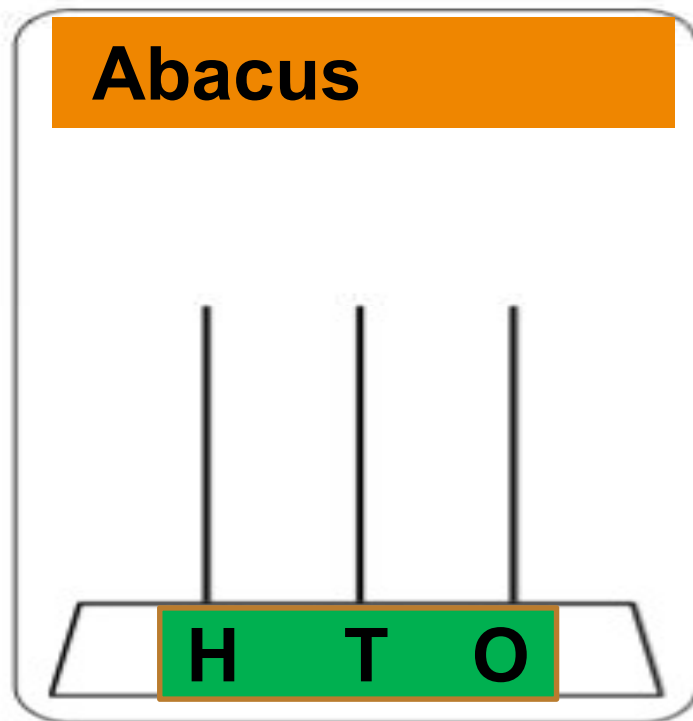
Abacus



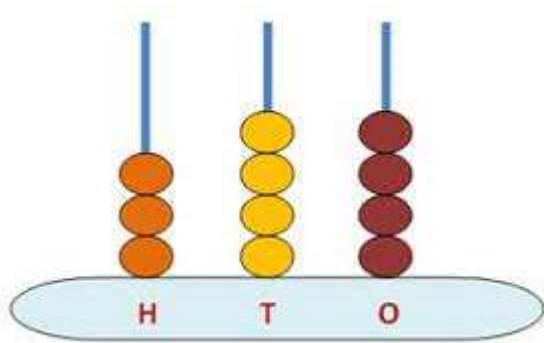
**It has 3 spikes showing Ones(O).Tens(T) and
Hundreds(H)**

**Respectively,each having some beads.We place
beads on the spikes to represent numbers and no
spike has more than 9 beads.**

Numbers on an abacus

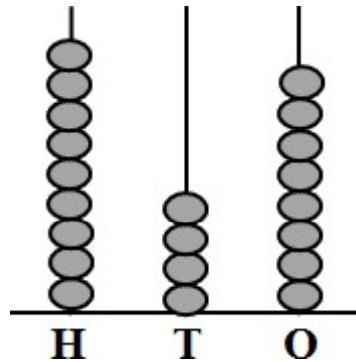


Circle the correct answer and cross the wrong answer.



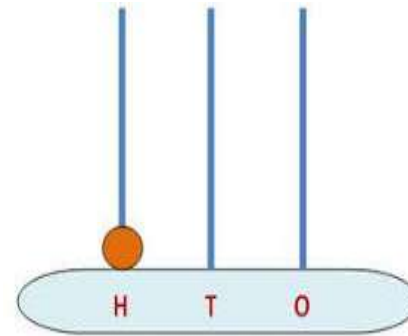
~~254~~

344



~~949~~

948



100

Counting numbers



100

Hundred

99

+ 1

=

100

How to read numbers...

100

Hund

How to read...

110

One hundred ten

105

and five

$$100 + 8 = 108$$

One

To read, first we will count and read the number of hundreds. Then we will read the number formed by the last 2-digits together.

$$100 + 10 = 110$$

ten

C.W

Exercise

A. Write the names of the following numbers.

- 1. 133** One hundred thirty three.
- 2. 341** Three hundred forty one
- 3. 273** Two hundred seventy three
- 4. 849** Eight hundred forty nine.
- 5. 962** Nine hundred sixty two

B. Write the following in figure.

1. Two hundred thirty eight

238

2. One hundred forty seven

147

3. Six hundred sixty six

666

4. Three hundred seventy four

374

5. Five hundred ninety nine

599

SUB	HOME ASSIGNMENT
Mathematics	Practice Book Page-13 Q no-C



KULFY

BYE

LEARNING OUTCOME

Students are able to count and read three-digit numbers.

THANKING YOU
ODM EDUCATIONAL GROUP