

Tippy Tippy Tap



**Nursery
Numeracy Skills**



(An imprint of New Saraswati House (India) Pvt. Ltd.)
New Delhi-110002 (INDIA)



V-CONNECT
EDUCATION

(An imprint of New Saraswati House (India) Pvt. Ltd.)

Second Floor, MGM Tower, 19 Ansari Road, Daryaganj, New Delhi-110002 (India)

Phone : +91-11-43556600

Fax : +91-11-43556688

E-mail : delhi@saraswathouse.com

Website : www.saraswathouse.com

CIN : U22110DL2013PTC262320

Import-Export Licence No. 0513086293

Branches:

- Ahmedabad (079) 22160722 • Bengaluru (080) 26619880, 26676396
- Bhopal +91-7554003654 • Chennai (044) 28416531 • Dehradun 09837452852
- Guwahati (0361) 2457198 • Hyderabad (040) 42615566 • Jaipur (0141) 4006022
- Jalandhar (0181) 4642600, 4643600 • Kochi (0484) 4033369 • Kolkata (033) 40042314
- Lucknow (0522) 4062517 • Mumbai (022) 28737050, 28737090
- Nagpur +91-7066149006 • Patna (0612) 2275403 • Ranchi (0651) 2244654

First published 2017

Reprinted 2018

ISBN: 978-93-86307-33-0

Published by: New Saraswati House (India) Pvt. Ltd.
19 Ansari Road, Daryaganj, New Delhi-110002 (India)

The moral rights of the author has been asserted.

©Reserved with the Publishers

Publisher's Warranty: The Publisher warrants the customer for a period of 1 year from the date of purchase of the Book against any Printing/Binding defect or theft/loss of the book.

Terms and Conditions apply: For further details, please visit our website www.saraswathouse.com or call us at our Customer Care (toll free) No.: +91-1800-2701-460

Jurisdiction: All disputes with respect to this publication shall be subject to the jurisdiction of the Courts, Tribunals and Forums of New Delhi, India Only.

All rights reserved under the Copyright Act. No part of this publication may be reproduced, transcribed, transmitted, stored in a retrieval system or translated into any language or computer, in any form or by any means, electronic, mechanical, magnetic, optical, chemical, manual, photocopy or otherwise without the prior permission of the copyright owner. Any person who does any unauthorised act in relation to this publication may be liable to criminal prosecution and civil claims for damages.

Printed at: Vikas Publishing House Pvt. Ltd., Sahibabad (Uttar Pradesh)

Product Code: NSS1TTNNU2MATAA17MLY

This book is meant for educational and learning purposes. The author(s) of the book has/have taken all reasonable care to ensure that the contents of the book do not violate any copyright or other intellectual property rights of any person in any manner whatsoever. In the event the author(s) has/have been unable to track any source and if any copyright has been inadvertently infringed, please notify the publisher in writing for any corrective action.

● ——— PREFACE ——— ●

If music be the food of life, play on—that's the leitmotif of **Tippy Tippy Tap**, our comprehensive pre-primary courseware. Through play as well as pleasurable activities, the package lays a strong foundation for lifelong learning and holistic development. The kit provides sufficient learning opportunities to help little learners construct knowledge, master and hone fine motor skills as well as gross motor skills and also develop positive learning attitudes.

The kit comprises three sets for classes Nursery, Junior KG and Senior KG. Each component lays equal focus and emphasis on the various skills of early childhood education—Literacy Skills, Numeracy skills, *Akshar Gyan*, General Awareness, Phonics, Rhymes, Stories and Art and Craft, as well as highlights creative expression, social development and personal development.

Additional resources include:

- ◆ Vocabulary concept cards
- ◆ Maths concept cards
- ◆ Hindi concept cards
- ◆ Stickers

Special feature: The tailor-made Teacher's Resource has recommendations on curriculum planning, learning and teaching, assessment, extra activities and more. The purpose is to highlight the understanding of the pre-primary education curriculum.

VISUAL WALKTHROUGH

RHYMES AND STORIES

- ◆ Boosts listening skills, speaking skills and various forms of expression
- ◆ Encourages participation through recitation and narration



LITERACY SKILLS

- ◆ Helps in both written and aural language learning
- ◆ Builds vocabulary and reading and writing skills

NUMERACY SKILLS

- ◆ Develops mathematical literacy
- ◆ Reinforces cognitive ability and application of simple concepts



GENERAL AWARENESS

- ◆ Develops an understanding of the surroundings
- ◆ Cultivates awareness with respect to society, environment and people



अक्षर ज्ञान

- ◆ Lays foundation of Hindi language learning
- ◆ Develops basic listening, speaking, reading and writing skills
- ◆ Encourages participation through recitation and narration



ART AND CRAFT

- ◆ Extends the learners sensory experiences
- ◆ Cultivates aesthetic sensitivity, imagination and creativity
- ◆ Helps give expression to emotions and feelings

ALPHABET

- ◆ Introduces the world of alphabet and lays the foundation of language learning
- ◆ Helps develop communication skills and proficiency in oral language

PHONICS

- ◆ Develops phonetic awareness—the ability to hear, identify and speak by connecting sounds
- ◆ Helps hone listening, speaking and reading skills

TEACHER'S BOOK

A specially designed Teacher's Resource with extra activities, a lowdown on pre-primary pedagogy, teaching suggestions and a CD comprising animations of all rhymes.




CONTENTS

As You Like It	7
Big and Small	8
Long and Short	9
Tall and Short	10
Heavy and Light	11
Fun Zone	12, 17, 28, 29, 45, 46, 63, 64, 66, 67, 70
More and Less	13
Inside and Outside	14
Up and Down	15
Few and Many	16
Standing Lines	18
Sleeping Lines	19
Circle	20, 21
Square	22, 23
Rectangle	24, 25
Triangle	26, 27
One 1	30-32
Two 2	33-35
Three 3	36-38
Four 4	39-41
Five 5	42-44
Rhyme Time	47
Six 6	48-50
Seven 7	51-53
Eight 8	54-56
Nine 9	57-59
Ten 10	60-62
Rhyme Time	65
Activity Time	68, 69
Teacher's Tally	71, 72



As You Like It



In the space given here, draw what you like.






Big and Small

Circle the one that is **big** in each set.




Circle the one that is **small** in each set.



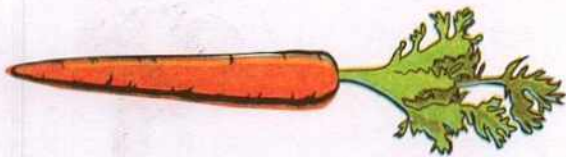


Long and Short

Circle the one that is **long** in each set.



Circle the one that is **short** in each set.






Tall and Short

Circle the one that is **tall** in each set.




Circle the one that is **short** in each set.





Heavy and Light

Circle the one that is **heavy** in each set.




Circle the one that is **light** in each set.





Colour the starfish neatly.






More and Less

Circle the one that is **more** in each set.



Circle the one that is **less** in each set.





Inside and Outside

Circle the picture in which the girl is **inside** the tent.



Circle the picture in which the chick is **outside** the basket.






Up and Down

Circle the one who is **up** in each set.



Circle the one who is **down** in each set.





Few and Many


Circle the ones who are **few**.



Circle the ones that are **many**.



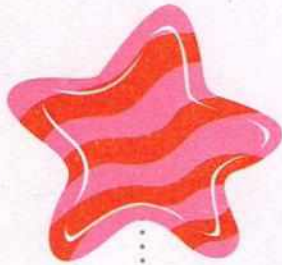
Trace and colour.





Standing Lines

Trace over the dotted standing lines.





Sleeping Lines


Trace over the dotted sleeping lines.






Circle



This is a circle.




Paste the sticker of a **circle** here.



Colour the circles green.



Here are some objects that are **circular** in shape.



Sun





Ring



Button

Circle the shape that is the same as the one given here.






Square



This is a square.




Paste the sticker of a **square** here.




Colour the square blue.




Here are some objects that are **square** in shape.



Biscuit






Carrom board



Handkerchief


Circle the shape that is the same as the one given here.






Rectangle



This is a rectangle.




Paste the sticker of a **rectangle** here.



Colour the rectangle red.



Here are some objects that are **rectangular** in shape.



Postcard





A five rupee
note




Credit card

Circle the shape that is the same as the one given here.







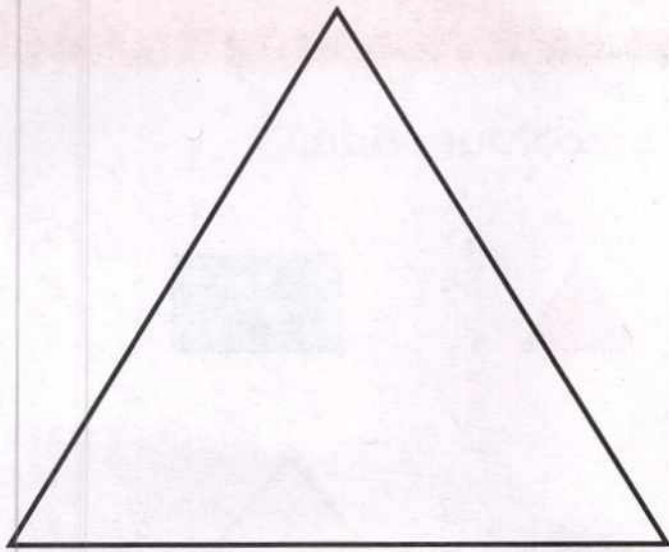
This is a triangle.



Paste the sticker of a **triangle** here.



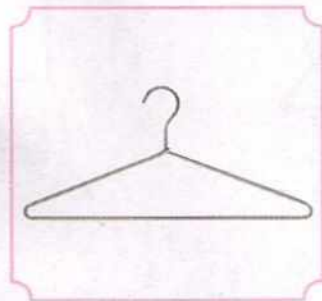
Colour the triangle yellow.




Here are some objects that are **triangular** in shape.



Sandwich

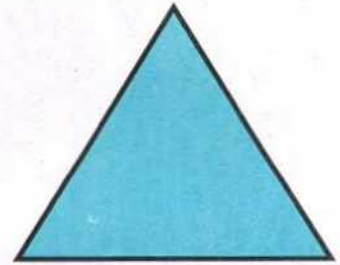
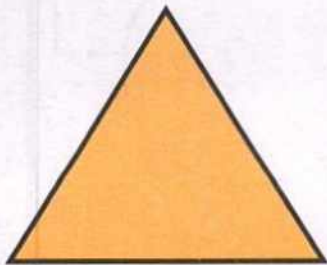


Hanger



Wall clock



Circle the shape that is the same as the one given here.








Fun Zone

Colour the train as per the given colour code.



Match each shape to the object that has the same shape.





Hi! I am Minnie. Look, what is there in my garden?
1 beautiful flower.



Trace over number 1 and say **one** aloud.



one

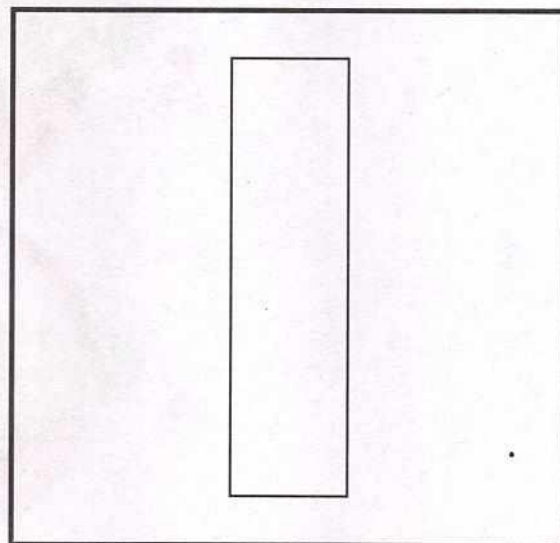




1 crow is sitting pretty.
Look closely. It is black in colour.




Colour number 1 in black.





Paste the sticker of number 1 on the leaf.



Match the number to the correct number of strawberries.





Look dear!
Today there are **2** beautiful flowers.



Trace over number **2** and say **two** aloud.



two






2 peacocks are dancing to the tune.
Look closely. They are blue in colour.




Colour number 2 in blue.





Paste the sticker of number 2 on the leaf.



Match the number to the correct number of strawberries.





Three 3



This is amazing!
Today there are **3** beautiful flowers.




Trace over number **3** and say **three** aloud.

3 three






3 fish are swimming in the water.
Look closely. They all are pink in colour.




Colour number **3** in pink.





Paste the sticker of number 3 on the leaf.



Match the number to the correct number of strawberries.






Four 4



Wow!
You can see 4 beautiful flowers today.



Trace over number 4 and say four aloud.

4 four






4 pups are standing and enjoying.
Look closely. They all are brown in colour.




Colour number 4 in brown.





Paste the sticker of number 4 on the leaf.



Match the number to the correct number of strawberries.






Five 5



Oh, amazing!
Today there are **5** beautiful flowers.



Trace over number **5** and say **five** aloud.




five






5 rabbits are waving their hands.
Look closely. They all are white in colour.




Colour number **5** in silver.





Paste the sticker of number 5 on the leaf.



Match the number to the correct number of strawberries.





Fun Zone

Match the same numbers by drawing lines. One has been done for you.

1	•	2
2	•	4
3	•	1
4	•	5
5	•	3

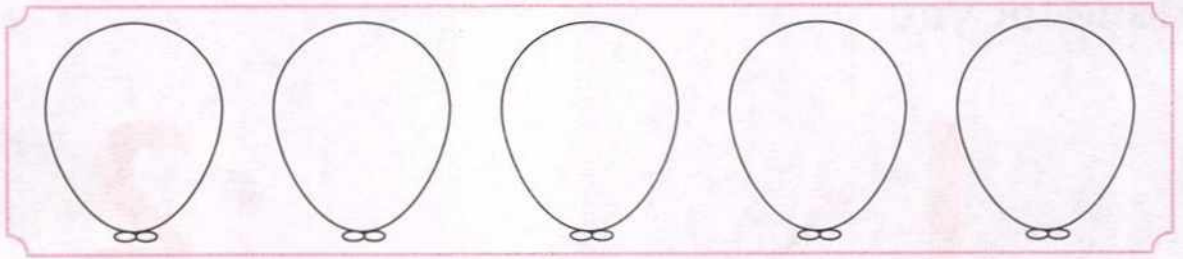
A black line connects the dot next to the number 1 on the left to the dot next to the number 1 on the right.



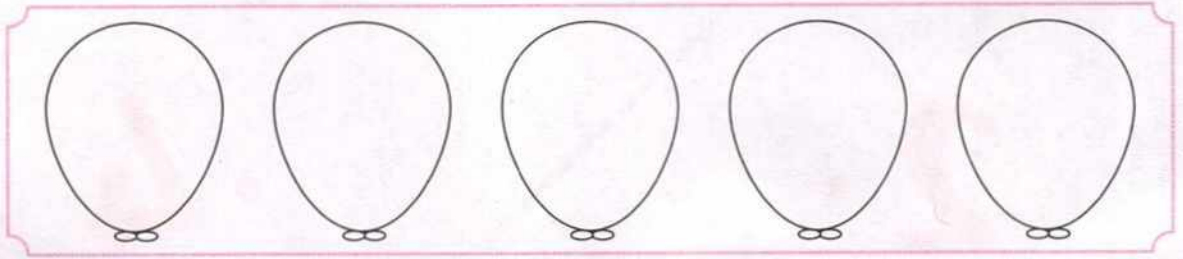
Fun Zone

Count and colour as many balloons as the given numbers.

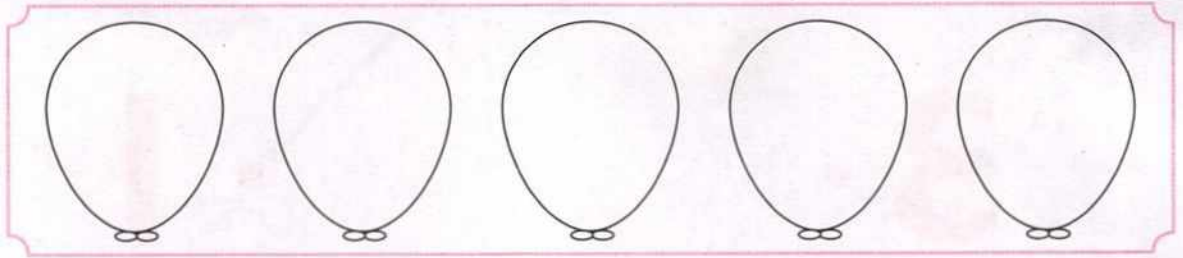
1



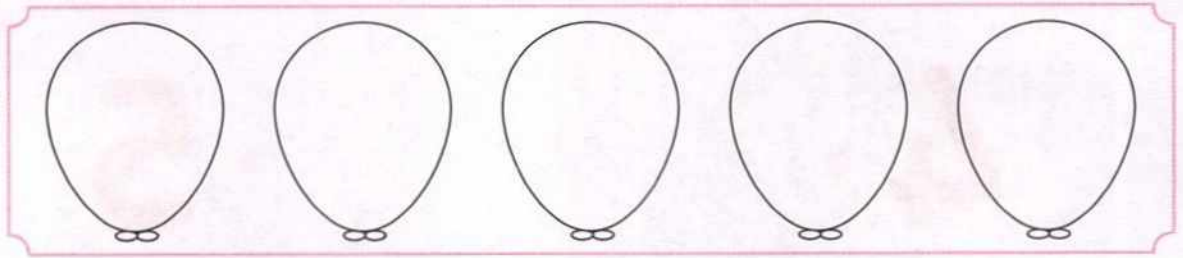
2



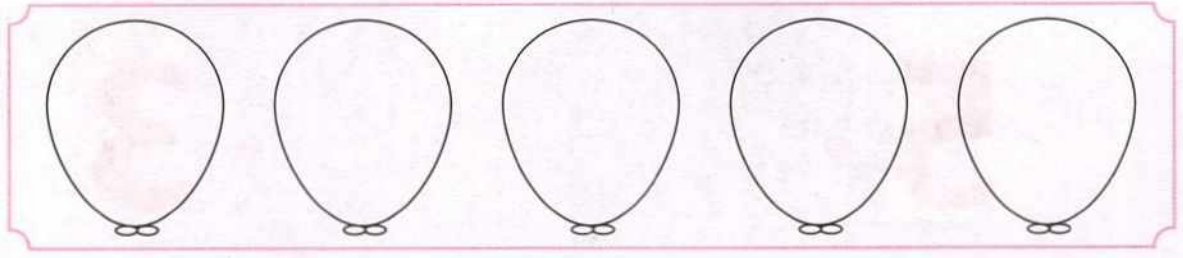
3



4




5





Rhyme Time

- 1, Let's have some fun!
- 2, What do we do?
- 3, Let's climb a tree.
- 4, Let's chat some more.
- 5, Watch out, there's a beehive.





Six 6



Lovely!
There are 6 beautiful flowers now.



Trace over number 6 and say six aloud.




six







6 spiders are hanging from their web.
Look closely. They all are orange in colour.




Colour number 6 in orange.





Paste the sticker of number 6 on the leaf.



Match the number to the correct number of strawberries.






Seven 7



This is awesome!
Today there are **7** beautiful flowers.




Trace over number **7** and say **seven** aloud.

7 seven






7 parrots are talking endlessly.
Look closely. They all are green in colour.




Colour number 7 in green.





Paste the sticker of number 7 on the leaf.




Match the number to the correct number of strawberries.





Eight 8

How pretty!
Today there are **8** beautiful flowers.



Trace over number **8** and say **eight** aloud.

8 eight






8 chicks are playing together.
Look closely. They all are yellow in colour.




Colour number 8 in yellow.





Paste the sticker of number 8 on the leaf.



Match the number to the correct number of strawberries.





Nine 9



Fine!

Today there are 9 beautiful flowers.



Trace over number 9 and say **nine** aloud.




nine






9 butterflies are flying over the flowers.
Look closely. They all are purple in colour.




Colour number 9 in purple.





Paste the sticker of number 9 on the leaf.



Match the number to the correct number of strawberries.






How many flowers can you see now?
Yes, there are **10** beautiful flowers.



Trace over number **10** and say **ten** aloud.




ten






10 ants are moving in a line.
Look closely. They all are red in colour.




Colour number **10** in red.





Paste the sticker of number 10 on the leaf.




Match the number to the correct number of strawberries.







Fun Zone

Colour the caterpillar as shown.



- 6 - Yellow 
- 7 - Blue 
- 8 - Red 
- 9 - Purple 
- 10 - Orange 



Colour the antennae and feet with your favourite colour.

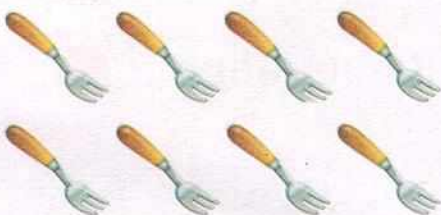


Fun Zone

Count the number of objects and match with the correct number.



6



7




8



9



10



Rhyme Time





- 6, I am in a fix!
- 7, Where is heaven?
- 8, Does it have a gate?
- 9, Does it have a fairy of mine?
- 10, When can I meet her then?



Fun Zone


Draw the correct number of dots. One has been done for you.





Fun Zone

Join the dots from 1 to 10.



Activity Time

Circle the hidden numbers.



2



10






8



Fun Zone

Help the lion to reach the den by counting from 1 to 10.



TEACHER'S TALLY

PAGE NO.	LEARNING CHECKPOINT	★★★★★
7	Enjoys drawing and colouring	
8	Learns differentiating between big and small	
9	Learns differentiating between long and short	
10	Learns differentiating between tall and short	
11	Learns differentiating between heavy and light	
12	Enjoys colouring	
13	Learns differentiating between more and less	
14	Learns differentiating between inside and outside	
15	Learns differentiating between up and down	
16	Learns differentiating between few and many	
17	Enjoys tracing and colouring	
18	Learns tracing over the standing lines	
19	Learns tracing over the sleeping lines	
20	Identifies circle	
21	Recognises circular objects	
22	Identifies square	
23	Recognises square objects	
24	Identifies rectangle	
25	Recognises rectangular objects	
26	Identifies triangle	
27	Recognises triangular objects	
28	Recalls identifying and colouring the shapes	
29	Matches the shapes with the shapes of objects and recalls the concepts learnt earlier	
30, 31	Observes, traces and colours number 1	
32	Pastes the sticker of number 1 and matches the object corresponding to number 1	
33, 34	Observes, traces and colours number 2	
35	Pastes the sticker of number 2 and matches the objects corresponding to number 2	

TEACHER'S TALLY

PAGE NO.	LEARNING CHECKPOINT	★★★★★
36, 37	Observes, traces and colours number 3	
38	Pastes the sticker of number 3 and matches the objects corresponding to number 3	
39, 40	Observes, traces and colours number 4	
41	Pastes the sticker of number 5 and matches the objects corresponding to number 4	
42, 43	Observes, traces and colours number 5	
44	Pastes the sticker of number 6 and matches the objects corresponding to number 5	
45	Matches the same numbers by drawing lines	
46	Colours the objects corresponding to the numbers from 1 to 5	
47	Recites the number rhyme	
48, 49	Observes, traces and colours number 6	
50	Pastes the sticker of number 6 and matches the objects corresponding to number 6	
51, 52	Observes, traces and colours number 7	
53	Pastes the sticker of number 7 and matches the objects corresponding to number 7	
54, 55	Observes, traces and colours number 8	
56	Pastes the sticker of number 8 and matches the objects corresponding to number 8	
57, 58	Observes, traces and colours number 9	
59	Pastes the sticker of number 9 and matches the objects corresponding to number 9	
60, 61	Observes, traces and colours number 10	
62	Pastes the sticker of number 10 and matches the objects corresponding to number 10	
63	Colours the picture according to the number code	
64	Matches sets of objects to the numbers from 6 to 10	
65	Recites the number rhyme	
66	Draws as many dots corresponding to the numbers from 1 to 10	
67	Joins numbers from 1 to 10 in order	
68, 69	Recognises and searches the hidden numbers from 1 to 10	
70	Recognises numbers from 1 to 10 in order to trace the path of the lion	