



Sangam Books

NEW

Orient
BlackSwan
ELT

ENGLISH JUNCTION

A Course in Communicative English

Primer

2



NEW

SV/MS

ENGLISH JUNCTION

A Course in Communicative English

Primer

2


Shanta Rameshwar Rao

Founder and former Principal

Vidyaranya School

Hyderabad

SPECIMEN COPY
NOT FOR SALE



Sangam Books



Orient BlackSwan



CONTENTS

The Alphabet	1
Unit 1	3
Unit 2	9
Unit 3	15
Unit 4	19
Unit 5	25
Unit 6	29
Unit 7	36
Unit 8	42
Unit 9	49
Unit 10	55




The Alphabet




A a




B b




C c



D d



E e



F f



G g



H h



I i



J j



K k



L l

To the Teacher*

Let the students name the pictures.





M m



N n




O o



P p



Q q



R r



S s



T t



U u



V v



W w



X x



Y y



Z z

UNIT 1




A Point to the pictures. Listen and repeat the words.



fish



fin



fan



foot



food



fill



fingers

B Listen and repeat.



A fish! A fish with a fin!

A fish with no feet!

Hold the fish.

Fill the bucket.

Place the fish in the bucket.




C Listen and repeat the words.


fish	fin	fill	fig	fit
fan	finger	foot	food	




D Match the word with the picture. Write the word in the space given.



fill



fish

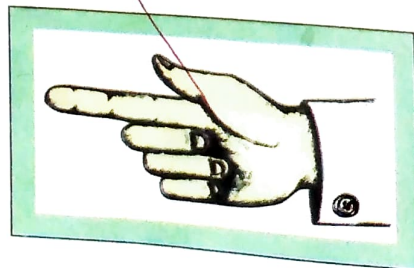


fish food
 foot finger
 fill fan





foot








E Look at the pictures. Listen and repeat.



The children go up the hill.



The children go down the hill.




Rahul goes up on the see-saw.


Reena comes down on the see-saw.

 **F** Look at the picture. Tell your teacher the answer.
Write the names.


hw



- hw*
1. Who is going up? _____
 2. Who is coming down? _____

 **G** Tobu bear and Mobu bear are climbing up the tree.
Colour the tree and the bears.





My name is _____.

I am _____ years old.



My favourite colour is _____.

I like to eat _____.



I like to _____.



Here we go up, up, up,

(raise hands high)

Here we go down, down, down.

(lower hands)

Here we go forward,

(take one step forward)

Here we go backward.

(take one step backward)

Here we go round, round, round.

(turn around once)



UNIT 2



A Point to the pictures. Listen and repeat the words.



net



nest



nose



nurse



nut



nail



nine



newspaper



B Listen and repeat.



This is a net.

This is a new net.

I sit near the river.

I want to catch nine fish.



Go to Activity Book 2 pg 9



 C Listen and repeat these words.

net nest nose nine nut
nail newspaper near new

 D Circle the correct word.



purse nurse



nut cut



net pet



nest pest



fine nine




rose nose



E Point to the pictures. Listen and repeat.



The lid is on the dish.



The fish is in the dish.



The cat is under the tree.



The cat sleeps on the table.



The girl is near the woman.

 **F** Circle the correct word.



The cat sleeps _____ the window.

near

under

The butterfly is _____ the flower.

under

on



The fish is _____ the water.

in

on

The bull is _____ the tree.

under

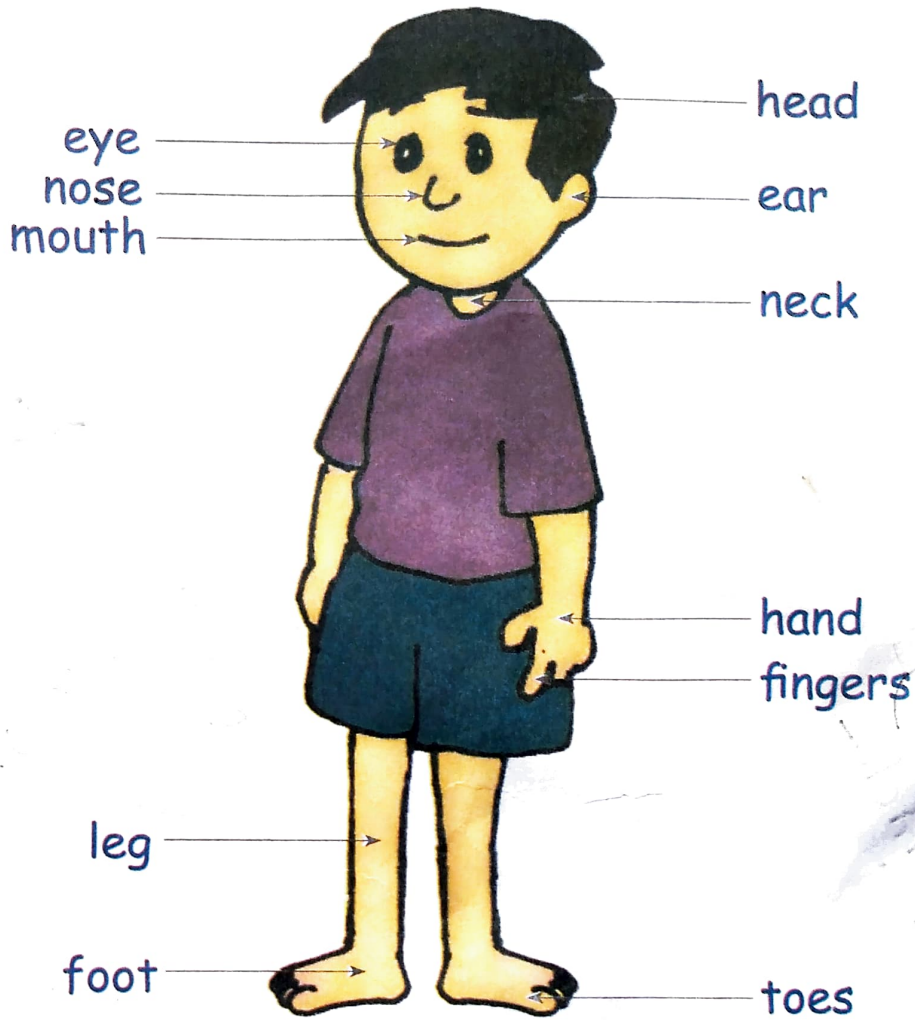
on





G Listen and repeat the words.*

My Body



To the Teacher*



1. Talk about the main parts of the body: head, face, neck, body, arm, hand, leg and foot. Touch your head and say: This is my head, and so on.
2. Let a student touch his or her head and say: This is my head, and so on.



I have ten little fingers and ten little toes
Two little arms and one little nose
One little mouth and two little ears
Two little eyes for smiles and tears
One little head and two little feet
One little chin, that's me, complete!



UNIT 3



A Point to the pictures. Listen and repeat the words.



goat




coat



boat



soap



road



croak



B Listen and repeat.



A dog and a goat are standing on the road. The goat wears a red coat. A frog looks at them and says "Croak! Croak!"




C Write This or That. Read the sentences aloud.



What is this?

_____ is a hen.



_____ is a house.



_____ is an owl.



_____ is a carrot.



What is that?

_____ is a chick.




_____ is a car.



_____ is a parrot.



_____ is a chair.






D These are things that are used in the house.
Learn these words.



bucket




cup and saucer



cupboard



fridge



shelf



stove



suitcase



telephone



television




tube light

E Tick (✓) the correct word.



telephone
television



chair
cupboard



suitcase
shelf



bucket
box



table
stove

 **F** How are you?*

Hello, Karan.
How are you?

I'm fine, thank you.
How are you, Rita?



To the Teacher*

Let the students ask each other, *How are you?*

Repeat with different pairs.



UNIT 4



A Point to the pictures. Listen and repeat these words.



ring



king



swing



wings



sing



string

B Circle the correct word.



king

gong



bring

sing



swing

swung



ring

rung



wings

winks



string

strung

To the Teacher*

Tell the students about string lights





C Listen and repeat.



Here is the king!



The king has a ring.



The queen sits on a swing.



The queen sings for the king.




The king gives the queen his ring.





D Listen and repeat.



This is a dog.



These are pups.



This is a cat.



These are cats.



This is a chair.




These are chairs.

 **E** Circle the correct word.



_____ are keys.
This These



_____ is a ball.
This These



_____ is a pen.
This These



_____ are crows.
This These




_____ are rugs.
This These






F Listen and repeat these words.

My School



This is my school.



classroom




library



sports room



playground



principal's office



G Find out where these places are in your school.
Your teacher will help you.*

To the Teacher*

Help the students find the places.





Mary Had a Little Lamb



Mary had a little lamb,
Its fleece was white as snow.
Everywhere that Mary went,
The lamb was sure to go.
It followed her to school one day,
Which was against the rules.
It made the children laugh and play,
To see a lamb at school.



UNIT 5



A Point to the pictures. Listen and repeat the words.



book



foot



hook





cook



look



B Listen and repeat.



Every day, Grandfather and Grandmother come to the park with Vineet. They look at the children play. Vineet plays with his friends, Varun and Nisha.

Then, Grandfather reads a book. Nisha sings for Grandmother. "Good!" says Grandmother.



C Listen and repeat the words.

book cook hook look
wood good stood took foot



D Listen and repeat the sentences.*



These are toys.



Those are robots.



These are tops.



Those are kites.


To the Teacher*

1. Explain that we use 'these' for the things near to us and 'those' for things which are far from us.
2. Point to the things near and far from the students in the classroom and ask them 'What are these/those?'





E Tick (✓) the correct sentence.



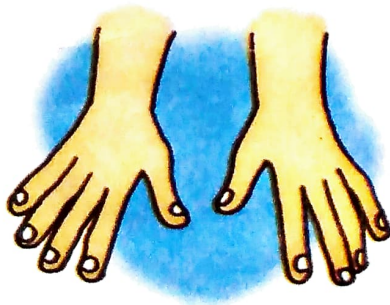
1. These are sparrows.
2. Those are sparrows.



1. These are my friends.
2. Those are my friends.




1. These are stars and the moon.
2. Those are stars and the moon.



1. These are my fingers.
2. Those are my fingers.

F Match the numbers and the names.



Copy the number names in the space given.

1. _____

2. _____

3. _____

4. _____

5. _____


6. _____

7. _____

8. _____

9. _____

10. _____



UNIT 6



A Point to the pictures. Listen and repeat these words.



chair



chick




chin



church



watch



bench



children



B Listen and repeat.



The children go up
the hill.

It is chilly on the hill.

They go to a church on
the hill.



C Listen and repeat these words.

chair children chick children chill chin
chess watch bench lunch pinch bunch



D Circle the correct word.




bench

bunch

lunch

bench



chick

chip

chin

chick



chin

chat

chin

cheek



watch

catch

shack

watch



chair


chair

chase

share



E Listen and repeat these sentences.



A fish can swim.



A bird can fly.



A monkey can climb trees.



I can run fast.

Tell your teacher what you can do.*

To the Teacher*

Ask the students 'What can you do?' and help them to answer the question with sample answers like 'I can talk.'
Students can ask each other the same question.





F Match the pictures of the children with what they can do. Then, read the sentences.



Anu



Susie



Ravi



Tarun



Hyder



Kiran

can tell the time.

can climb.

can ride a bicycle.

can cook.

can write.

can swim.





G Listen and repeat.*

We go to school every day, but not on Saturday and not on Sunday.

The five school days are

Monday

Tuesday

Wednesday


Thursday

Friday

The two holidays are

Saturday

Sunday



To the Teacher*

Explain to the students that the first day of the week is Sunday and the last day is Saturday.





H



Colour the days of the week as shown here.

Monday  Tuesday  Wednesday 


Thursday  Friday  Saturday 

Sunday 

DAYS OF THE WEEK



I Introducing others*



To the Teacher*

Let the students take turns to introduce each other.
Repeat with different pairs of students.



UNIT 7



A Point to the pictures. Listen and repeat these words.



parrot



park



pan



pen



picture



pencil



pet



pup

B Look at the picture. Listen and repeat.



Children play in the park.
Punit and Priva play with a pup.
The pup is their pet.
Pam looks at the pictures in the book.
She draws pictures. She draws parrots.



 **C** Read the words aloud after your teacher.

pan pup pet pen park
 paint play picture pencil parrot

 **D** These words begin with P. Look at the pictures. Write the missing letters.



			T
E			



	E		C	I	
--	---	--	---	---	--



	A	R	R	O	
U			K		
	A				



E Listen and repeat.*



I am Salman.
This is Saif.
He is my
brother.

I → Salman
He → Saif



Here is my
teddy.
It is my toy.

It → toy



I am Reena.
This is Tanya.
She is my friend.

I → Reena
She → Tanya

F Circle the correct word.



This is Samira.
_____ is feeding her pet.

She Samira



This is John.
_____ is walking in the rain.

He John



This is a crow.
_____ is sitting.

Crow It



This is Mohan.
_____ is reading.

Mohan He


To the Teacher*

Let the children practise
using *He, She and It* pointing
at other children and objects in the class.







G Listen and repeat.



It is early morning.
The sun comes out.
In the morning, children get up
and get ready to go to school.



It is afternoon.
It is hot and sunny outside.
Children return from school.
They go to play.




It is evening. The sun is going down.
It is cool outside.
Children do their homework.




It is night. It is dark outside.
The moon and stars are shining
in the sky.
Children go to sleep.



 **H** Tick (✓) the correct answer.



It is hot and sunny.
It is night / afternoon / evening.



It is cool. The sun is going down.
It is morning / afternoon / evening.

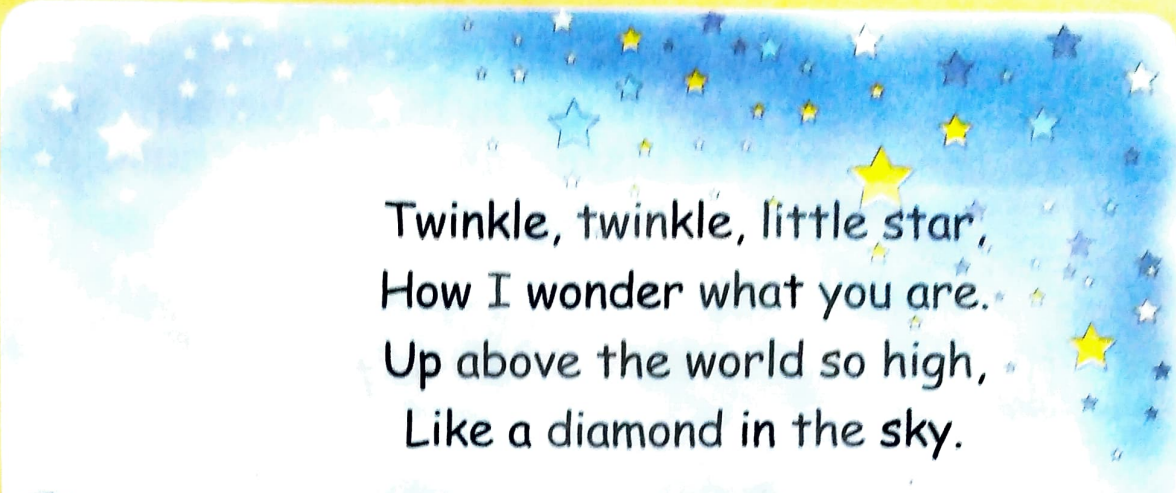


It is dark. The moon and stars
are in the sky.
It is morning / evening / night.






Twinkle, Twinkle, Little Star



Twinkle, twinkle, little star,
How I wonder what you are.
Up above the world so high,
Like a diamond in the sky.

Twinkle, twinkle, little star,
How I wonder what you are!



In the dark blue sky so deep
Through my curtains often peep
For you never close your eyes
Till the morning sun does rise.


Twinkle, twinkle, little star
How I wonder what you are.



UNIT 8



A Point to the pictures. Listen and repeat these words.



cow



owl



crown



gown



clown








down




brown



B Read aloud after your teacher.

An  and a  go to see the queen. She wears a . She wears a . There is a  with the queen. He makes everyone laugh. The  and the  laugh and laugh and fall .



 **C** Listen and repeat these words.

cow how now owl fowl growl down
town gown clown crown brown crowd

 **D** Circle the odd word in each row.


down down down done

how how how have

gone gown gown gown

clown clean clown clown

 **E** Listen and repeat.



My grandmother and grandfather are in the van.

My sister is in the van.

My father is driving the van.

My cat and I are outside the van.*

To the Teacher*

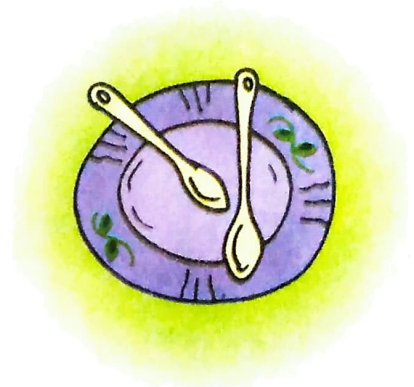
The students can practise using *is* and *are* by pointing to the objects and people in the class.



 **F** Write is or are.



The cooker _____ on the stove.



The spoons _____ on the plate.



The chairs _____ in the house.



The cat _____ drinking milk.



The people _____ in the van.

The cat _____ outside the van.





G Point to the pictures. Listen and repeat these words.


Fruits



papaya



watermelon



guava



grapes

Vegetables



cauliflower



spinach



pumpkin



cucumber



H Look at the pictures. Listen and repeat these sentences.



Is this a papaya?

Yes, it is.

Is this a pumpkin?

No, it isn't.

It's a cauliflower.



This is a watermelon.

Is it a fruit?

Yes, it is.


This is a cucumber.



Is it a fruit?

No, it isn't.

It's a vegetable.



 I Ask and answer.*



To the Teacher*

The teacher can continue asking these questions with other fruits and vegetables.

The children too can point at a picture and ask *Is this a ...* and the second child can answer *Yes, it is .../No, it isn't. It is ...*



J Watermelon Chant *



You take a seed and
plant it, plant it.

You see a sprout and
water it, water it.

You see a vine and
watch it, watch it.

You see a watermelon
and you pick it, pick it.

You slice it up and eat it,
eat it.

If you find a seed,
you plant it, plant it.

And start it all over again!



To the Teacher*

Help the students chant
with actions.



UNIT 9



A Point to the pictures. Listen and repeat these words.



ship



shop



shirt



shoes



shelf



dish





fish



wash



B Listen and repeat.

Sharat is wearing a  and . He goes to a .

He buys a toy  and a toy  for his friend, Sharmila.

She keeps the toy  on a  in her room. She puts

the toy  in a round  and keeps it near the .



C





Listen and repeat these words.

ship shop show shoe shout shirt shelf
wash dish fish wish push



D

Look at the pictures and match the words.



a fish

a ship

a shirt

a fish

a shoe


shop

and shoes

in a dish

on a shelf

and a ship





E Look at the pictures. Listen and repeat these words.



an apple



an orange



an owl



an umbrella



a parrot



a plate



a spoon



a fish

F Write a or an in the blank before each word.

1. _____ fish

2. _____ ant

3. _____ chair

4. _____ parrot

5. _____ man

6. _____ egg

7. _____ orange

8. _____ old woman



G

Look at the pictures. Listen and repeat these words.

animals that live at home




cat



dog


animals that live on a farm



cow



donkey



goat



horse


animals that live in the forest



tiger



lion



elephant




deer





H Write the correct word for each picture.

cow deer elephant lion goat
horse donkey tiger




1. _____




2. _____



3. _____



4. _____




5. _____



6. _____



7. _____



8. _____



At the zoo we saw a bear.
He had long, dark, thick hair.
(Walk like a bear)

We saw a lion in a cage.
He was in an awful rage.
(Act like an angry lion)

We saw the big, long-necked giraffe,
And the silly monkeys made us laugh.
(everybody laugh)

But my favorite animal at the zoo
Is the elephant—how about you?



UNIT 10



A Read the words aloud and match them with the correct pictures.

food fish	 
boat coat	 
swing sing	 
cook book	 
chess chick	 
gown cow	 
push wash	 

B Read aloud after your teacher.



This is a book. The book has pictures.

There is a cat. There is a gold fish in a bowl.

The cat wants to eat the fish. But it does not get the fish.

There are also a dog and a goat. The goat is wearing a red coat.

C Circle the correct answer.


1. Who does not get the gold fish? the cat the goat
2. Who has a red coat? the dog the goat
3. Where is the gold fish? in the bowl near the goat

D Tell your teacher the answers to these questions.*

1. Where is your bag?
2. Who is your friend?

To the Teacher*

The students can practise the use of *who* and *where* with reference to people and the positions of object in the class.





E Point to the pictures. Listen and repeat these words.

What We Wear



shirt



skirt



saree



frock



shorts



jeans



trousers



shoes

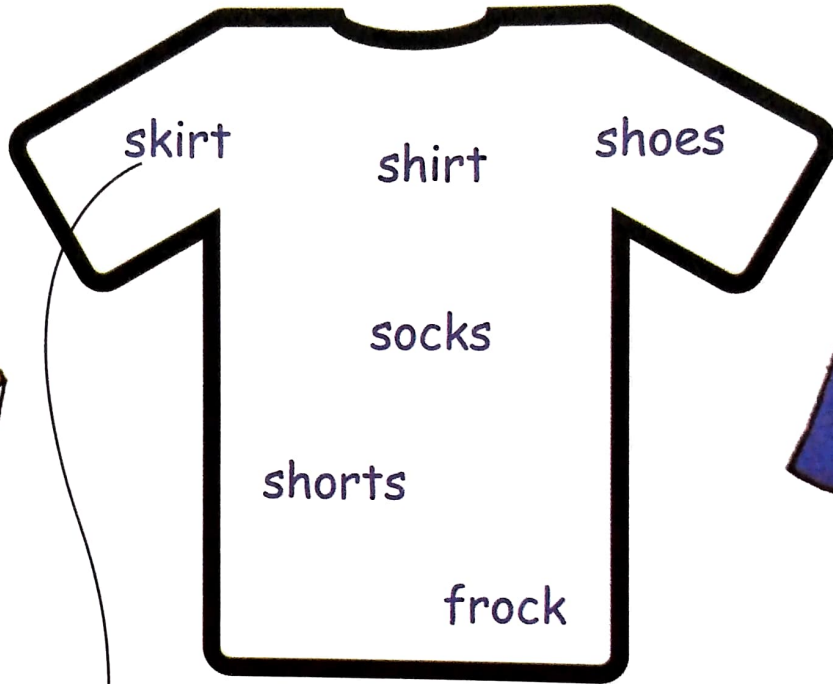


socks



cap

 **F** Match the words with the pictures.





6 Making requests

May I drink water, Teacher?

Thank you!



Yes, you may.

May I have a pencil, please?

Thank you!



Sure, Rashmi.





This is the way we wash our clothes,
Rub-a-dub-dub, rub-a-dub-dub;
See them getting clean and white,
Rub-a-dub-dub, rub-a-dub-dub;

This is the way we hang them out,
Flippity-flap, flippity-flap;
See them flapping in the wind,
Flippity-flap, flippity-flap;

This is the way we iron them flat,
Smooth as can be, smooth as can be;
Soon our wash day will be done,
And nice clean clothes for you and me.



Designed by
Blue Fish Designs Private Ltd

Cover Design by
Vincent Moses Raja

Illustrated by
Debasish Deb

ACKNOWLEDGEMENTS

Image Credits

<https://pixabay.com/en/school-teacher-teacher-school-148135/>; **Unit 4:** <https://pixabay.com/en/knot-rope-string-tied-twisted-311708/>;
Unit 8: <https://pixabay.com/en/arrow-pointing-down-downward-sign-39450/>

Every attempt has been made to trace holders of copyright. Where the publishers have not heard from them at the time of going to press or where, in the absence of complete information, it has not been possible to identify the sources of materials used, the publishers would be grateful for any information that would enable them to make appropriate acknowledgements in future reprints/editions of this book.

English Junction Primer Book 2

SANGAM BOOKS (INDIA) PRIVATE LIMITED

Registered Office

3-6-747/1/A & 3-6-754/1 Himayatnagar, Hyderabad 500 029, Telangana, India
e-mail: info@sangambooks.com

© Sangam Books (India) Private Limited 2013, 2017

First published 2013

This edition 2017

ISBN: 978-81-7370-483-3

Distributed by

Orient Blackswan Private Limited
3-6-752 Himayatnagar, Hyderabad 500 029, Telangana, India
email: centraloffice@orientblackswan.com

Other Offices

Bengaluru, Bhopal, Chennai, Guwahati, Hyderabad, Jaipur, Kolkata,
Lucknow, Mumbai, New Delhi, Noida, Patna, Vijayawada

Typeset at

Bookcraft Publishing Services (I) Pvt Ltd, Chennai

Printed in India at

Triveni Offset Printers, Chennai-600 017

Published by

Sangam Books (India) Private Limited
160, Anna Salai, Chennai 600 002
e-mail: info@sangambooks.com



NEW
**ENGLISH
JUNCTION**

A Course in Communicative English

Primer 2

NEW ENGLISH JUNCTION PRIMERS are part of a lively and interactive course for young learners.

The books help develop the four essential skills – reading, writing, speaking and listening – in a graded manner so that the children are gently introduced to the language.

The special features in the Primers and the Activity books are:

- The introduction of the alphabet followed by a natural progression to phonic sounds and spelling patterns
- Teaching of basic and useful grammar and vocabulary concepts
- Theme-based rhymes with colourful illustrations to reinforce vocabulary concepts
- Simple activities to build hand-eye coordination to help in writing

The Package

Primers and Activity Books 1 and 2

Coursebooks 1 to 8

Workbooks 1 to 8

Literature Readers 1 to 8

Students' Advantage CDs 1 to 8

Students' App 3 to 8

Digital Resources for Students and Teachers

Teacher's Resource Packs Primer to 8

Handwritten notes:
S. Ravish
Aduhya
K. K. K.
A. K. K.



Sangam Books



Orient BlackSwan

₹ 185.00

www.orientblackswan.com
ISBN 978-81-7370-483-3



9 788173 704833