

ADD FEE TYPE

ADD NEW

SL. NO	FEE TYPE	INSTALLMENTS	SCHOLARSHIP	STUDENT TYPE	REFUNADABLE

ADD FEE TYPE

WRITE FEE TYPE NAME

INSTALLMENTS?

SELECT

- YES
- NO

SCHOLARSHIP

SELECT

- YES
- NO

STUDENT TYPE

SELECT

- NEW STUDENTS
- OLD STUDENTS
- BOTH

REFUNDABLE

SELECT

- YES
- NO

SAVE

ADD NEW

FEE TYPE	INSTALLMENTS	SCHOLARSHIP	STUDENT TYPE	REFUNADABLE
ONE-TIME REFUNDABLE (NEW)	NO	NO	NEW	YES
ONE-TIME NON REFUNDABLE (NEW)	NO	YES	NEW	NO
ONE-TIME NON REFUNDABLE (OLD)	NO	NO	OLD	NO
SCHOOL FEES	YES	YES	BOTH	NO

ADD FEE TYPE

SCHOOL FEE (TEXT BOX)

INSTALLMENTS?

SELECT

YES

NO

SCHOLARSHIP

SELECT

YES

NO

STUDENT TYPE

SELECT

NEW STUDENTS

OLD STUDENTS

BOTH

REFUNDABLE

SELECT

YES

NO

SAVE

ADD FEE TYPE SUB-HEAD

ADD NEW

SL. NO	FEE TYPE	FEE TYPE SUB-HEAD
	ONE-TIME REFUNDABLE (NEW)	CAUTION MONEY
	ONE-TIME NON REFUNDABLE (NEW)	ADMISSION FEE
	ONE-TIME NON REFUNDABLE (NEW)	ENROLLMENT FEES
	ONE-TIME NON REFUNDABLE (OLD)	COMPOSITE FEES
	SCHOOL FEES	TUTION FEES
	SCHOOL FEES	COMPETITIVE EXAM
	SCHOOL FEES	ADMINISTRATIVE FEE
	SCHOOL FEES	BOARDING FEES
	SCHOOL FEES	FOODING FEES
	SCHOOL FEES	CO-ACADEMIC FEES

ADD FEE TYPE SUB-HEAD

SELECT FEE TYPE ▼

- ONE-TIME REFUNDABLE (NEW)
- ONE-TIME NON REFUNDABLE (NEW)
- ONE-TIME NON REFUNDABLE (OLD)
- SCHOOL FEES

CAUTION MONEY

SAVE

ADD FEE STRUCTURE

SELECT SESSION ▼

SELECT WING ▼

SELECT CLASS ▼

SELECT FEE TYPE ▼

- ONE-TIME REFUNDABLE (NEW)
- ONE-TIME NON REFUNDABLE (NEW)
- ONE-TIME NON REFUNDABLE (OLD)
- SCHOOL FEES

SELECT FEE TYPE SUB-HEAD ▼

- TUTION FEES
- COMPETITIVE EXAM
- ADMINISTRATIVE FEE
- BOARDING FEES
- FOODING FEES
- CO-ACADEMIC FEES

ADD

FEE CODE (AUTOMATED)

ENTER FEE STRUCTURE NAME

SL. NO	FEE TYPE	FEE TYPE SUB-HEAD	AMOUNT	INSTALLMENT?	STUDENT TYPE	DISCOUNT
	ONE-TIME REFUNDABLE (NEW)	CAUTION MONEY	5000	NO	NEW	NO
	ONE-TIME NON REFUNDABLE (NEW)	ADMISSION FEE	1,00,000	NO	NEW	YES
	ONE-TIME NON REFUNDABLE (NEW)	ENROLLMENT FEES	10,000	NO	NEW	YES
	ONE-TIME NON REFUNDABLE (OLD)	COMPOSITE FEES	12,000	NO	OLD	YES
	SCHOOL FEES	TUTION FEES	14,000	YES	BOTH	YES
	SCHOOL FEES	COMPETITIVE EXAM	16,000	YES	BOTH	YES
	SCHOOL FEES	ADMINISTRATIVE FEE	18,000	YES	BOTH	YES
	SCHOOL FEES	BOARDING FEES	20,000	YES	BOTH	YES
	SCHOOL FEES	FOODING FEES	22,000	YES	BOTH	YES
	SCHOOL FEES	CO-ACADEMIC FEES	24,000	YES	BOTH	YES

GENERATE FEE STRUCTURE

FEE STRUCUTRE

INSTALMENT PLANS

PAYMENT PLANS

SCHOLARSHIPS

FEE STRUCUTRE FOR NEW STUDENT

FEE TYPE	FEE TYPE SUB-HEAD	AMOUNT
ONE-TIME REFUNDABLE (NEW)	CAUTION MONEY	5000
ONE-TIME NON REFUNDABLE (NEW)	ADMISSION FEE	1,00,000
ONE-TIME NON REFUNDABLE (NEW)	ENROLLMENT FEES	10,000
SCHOOL FEES	TUTION FEES	14,000
SCHOOL FEES	COMPETITIVE EXAM	16,000
SCHOOL FEES	ADMINISTRATIVE FEE	18,000
SCHOOL FEES	BOARDING FEES	20,000
SCHOOL FEES	FOODING FEES	22,000
SCHOOL FEES	CO-ACADEMIC FEES	24,000

FEE STRUCUTRE FOR OLD STUDENT

FEE TYPE	FEE TYPE SUB-HEAD	AMOUNT
ONE-TIME NON REFUNDABLE (OLD)	COMPOSITE FEES	12,000
SCHOOL FEES	TUTION FEES	14,000
SCHOOL FEES	COMPETITIVE EXAM	16,000
SCHOOL FEES	ADMINISTRATIVE FEE	18,000
SCHOOL FEES	BOARDING FEES	20,000
SCHOOL FEES	FOODING FEES	22,000
SCHOOL FEES	CO-ACADEMIC FEES	24,000

CREATE INSTALMENT PLAN

CREATE PAYMENT PLAN

FEE STRUCUTRE

INSTALMENT PLANS

PAYMENT PLANS

SCHOLARSHIPS

NUMBER OF INSTALLMENTS

5

CREATE INSTALLMENT PLAN

	FEE TYPE	FEE TYPE SUB-HEAD	AMOUNT
<input checked="" type="checkbox"/>	SCHOOL FEES	TUTION FEES	25,000
<input checked="" type="checkbox"/>	SCHOOL FEES	COMPETITIVE EXAM	30,000
<input checked="" type="checkbox"/>	SCHOOL FEES	ADMINISTRATIVE FEE	35,000
<input checked="" type="checkbox"/>	SCHOOL FEES	BOARDING FEES	40,000
<input checked="" type="checkbox"/>	SCHOOL FEES	FOODING FEES	45,000
<input checked="" type="checkbox"/>	SCHOOL FEES	CO-ACADEMIC FEES	50,000
	GRAND TOTAL		2,25,000

GENERATE

FEE STRUCUTRE

INSTALMENT PLANS

PAYMENT PLANS

SCHOLARSHIPS

FEE TYPE	FEE TYPE SUB-HEAD	AMOUNT
SCHOOL FEES	TUTION FEES	5,000
SCHOOL FEES	COMPETITIVE EXAM	6,000
SCHOOL FEES	ADMINISTRATIVE FEE	7,000
SCHOOL FEES	BOARDING FEES	8,000
SCHOOL FEES	FOODING FEES	9,000
SCHOOL FEES	CO-ACADEMIC FEES	10,000
GRAND TOTAL		45,000

INTALLMENT NAME

START DATE END DATE

DUE DATE

FINE APPLICABLE? YES NO

FINE FREQUENCY ENTER NO. OF DAYS FINE START DATE

FINE AMOUNT ENTER AMOUNT

FEE TYPE	FEE TYPE SUB-HEAD	AMOUNT
SCHOOL FEES	TUTION FEES	5,000
SCHOOL FEES	COMPETITIVE EXAM	6,000
SCHOOL FEES	ADMINISTRATIVE FEE	7,000
SCHOOL FEES	BOARDING FEES	8,000
SCHOOL FEES	FOODING FEES	9,000
SCHOOL FEES	CO-ACADEMIC FEES	10,000
GRAND TOTAL		45,000

INTALLMENT NAME

START DATE END DATE

DUE DATE

FINE APPLICABLE? YES NO

FINE FREQUENCY ENTER NO. OF DAYS

FINE AMOUNT ENTER AMOUNT

SAVE

FEE STRUCUTRE FOR NEW STUDENT

FEE TYPE	FEE TYPE SUB-HEAD	AMOUNT
ONE-TIME REFUNDABLE (NEW)	CAUTION MONEY	5000
ONE-TIME NON REFUNDABLE (NEW)	ADMISSION FEE	1,00,000
ONE-TIME NON REFUNDABLE (NEW)	ENROLLMENT FEES	10,000
SCHOOL FEES	TUTION FEES	14,000
SCHOOL FEES	COMPETITIVE EXAM	16,000
SCHOOL FEES	ADMINISTRATIVE FEE	18,000
SCHOOL FEES	BOARDING FEES	20,000
SCHOOL FEES	FOODING FEES	22,000
SCHOOL FEES	CO-ACADEMIC FEES	24,000

FEE STRUCUTRE FOR OLD STUDENT

FEE TYPE	FEE TYPE SUB-HEAD	AMOUNT
ONE-TIME NON REFUNDABLE (OLD)	COMPOSITE FEES	12,000
SCHOOL FEES	TUTION FEES	14,000
SCHOOL FEES	COMPETITIVE EXAM	16,000
SCHOOL FEES	ADMINISTRATIVE FEE	18,000
SCHOOL FEES	BOARDING FEES	20,000
SCHOOL FEES	FOODING FEES	22,000
SCHOOL FEES	CO-ACADEMIC FEES	24,000

CREATE INSTALMENT PLAN

CREATE PAYMENT PLAN

	FEE TYPE	FEE TYPE SUB-HEAD	AMOUNT	INSTALLMENT?	STUDENT TYPE
<input checked="" type="checkbox"/>	ONE-TIME REFUNDABLE (NEW)	CAUTION MONEY	5000	NO	NEW
<input checked="" type="checkbox"/>	ONE-TIME NON REFUNDABLE (NEW)	ADMISSION FEE	1,00,000	NO	NEW
<input checked="" type="checkbox"/>	ONE-TIME NON REFUNDABLE (NEW)	ENROLLMENT FEES	10,000	NO	NEW
<input checked="" type="checkbox"/>	ONE-TIME NON REFUNDABLE (OLD)	COMPOSITE FEES	12,000	NO	OLD

NEXT

FEE STRUCUTRE

INSTALMENT PLANS

PAYMENT PLANS

SCHOLARSHIPS



FEE TYPE	FEE TYPE SUB-HEAD	AMOUNT
ONE-TIME REFUNDABLE (NEW)	CAUTION MONEY	5000
ONE-TIME NON REFUNDABLE (NEW)	ADMISSION FEE	1,00,000
ONE-TIME NON REFUNDABLE (NEW)	ENROLLMENT FEES	10,000

SAVE

PAYMENT PLAN NAME (ONE TIME ADMISSION FEE)

START DATE

END DATE

DUE DATE

FINE APPLICABLE? YES NO

FINE FREQUENCY ENTER NO. OF DAYS

FINE AMOUNT ENTER AMOUNT

NOTE : THIS WILL SHOW TO NEW STUDENTS BECAUSE WE HAVE MAPPED THIS WITH NEW STUDENTS

FEE TYPE	FEE TYPE SUB-HEAD	AMOUNT
ONE-TIME NON REFUNDABLE (OLD)	COMPOSITE FEES	12,000

SAVE

PAYMENT PLAN NAME (ONE TIME RE-ADMISSION FEE)

START DATE

END DATE

DUE DATE

FINE APPLICABLE? YES NO







FINE FREQUENCY ENTER NO. OF DAYS

FINE AMOUNT ENTER AMOUNT

NOTE : THIS WILL SHOW TO OLD STUDENTS BECAUSE WE HAVE MAPPED THIS WITH OLD STUDENTS

ADD FEE STRUCTURE

ADD NEW

SL. NO	SESSION	WING	CLASS	FEE CODE	FEE STRUCTURE NAME	ACTION
01	2021-22	Residential	Class-12	0001	CLASS-12(SCIENCE) , RESIDENTIAL, 2021-22	 
02	2021-22	Day Scholar	Class-12	0002	CLASS-12(SCIENCE) , Day Scholar 2021-22	 
03	2021-22	Day Boarding	Class-12	0003	CLASS-12(SCIENCE) , Day Boarding, 2021-22	 

FEE STRUCUTRE

INSTALMENT PLANS

PAYMENT PLANS

SCHOLARSHIPS

SL. NO	FEE TYPE	FEE TYPE SUB-HEAD	AMOUNT	INSTALLMENT?	STUDENT TYPE	DISCOUNT
	ONE-TIME REFUNDABLE (NEW)	CAUTION MONEY	5000	NO	NEW	NO
	ONE-TIME NON REFUNDABLE (NEW)	ADMISSION FEE	1,00,000	NO	NEW	YES
	ONE-TIME NON REFUNDABLE (NEW)	ENROLLMENT FEES	10,000	NO	NEW	YES
	ONE-TIME NON REFUNDABLE (OLD)	COMPOSITE FEES	12,000	NO	OLD	YES
	SCHOOL FEES	TUTION FEES	14,000	YES	BOTH	YES
	SCHOOL FEES	COMPETITIVE EXAM	16,000	YES	BOTH	YES
	SCHOOL FEES	ADMINISTRATIVE FEE	18,000	YES	BOTH	YES
	SCHOOL FEES	BOARDING FEES	20,000	YES	BOTH	YES
	SCHOOL FEES	FOODING FEES	22,000	YES	BOTH	YES
	SCHOOL FEES	CO-ACADEMIC FEES	24,000	YES	BOTH	YES

FEE STRUCUTRE FOR NEW STUDENT

FEE TYPE	FEE TYPE SUB-HEAD	AMOUNT
ONE-TIME REFUNDABLE (NEW)	CAUTION MONEY	5000
ONE-TIME NON REFUNDABLE (NEW)	ADMISSION FEE	1,00,000
ONE-TIME NON REFUNDABLE (NEW)	ENROLLMENT FEES	10,000
SCHOOL FEES	TUTION FEES	14,000
SCHOOL FEES	COMPETITIVE EXAM	16,000
SCHOOL FEES	ADMINISTRATIVE FEE	18,000
SCHOOL FEES	BOARDING FEES	20,000
SCHOOL FEES	FOODING FEES	22,000
SCHOOL FEES	CO-ACADEMIC FEES	24,000

FEE STRUCUTRE FOR OLD STUDENT

FEE TYPE	FEE TYPE SUB-HEAD	AMOUNT
ONE-TIME NON REFUNDABLE (OLD)	COMPOSITE FEES	12,000
SCHOOL FEES	TUTION FEES	14,000
SCHOOL FEES	COMPETITIVE EXAM	16,000
SCHOOL FEES	ADMINISTRATIVE FEE	18,000
SCHOOL FEES	BOARDING FEES	20,000
SCHOOL FEES	FOODING FEES	22,000
SCHOOL FEES	CO-ACADEMIC FEES	24,000













FEE TYPE	FEE TYPE SUB-HEAD	AMOUNT
SCHOOL FEES	TUTION FEES	5,000
SCHOOL FEES	COMPETITIVE EXAM	6,000
SCHOOL FEES	ADMINISTRATIVE FEE	7,000
SCHOOL FEES	BOARDING FEES	8,000
SCHOOL FEES	FOODING FEES	9,000
SCHOOL FEES	CO-ACADEMIC FEES	10,000
GRAND TOTAL		45,000

INTALLMENT NAME	
START DATE	END DATE
DUE DATE	
FINE APPLICABLE?	<input checked="" type="checkbox"/> YES <input checked="" type="checkbox"/> NO
FINE FREQUENCY	ENTER NO. OF DAYS
FINE AMOUNT	ENTER AMOUNT









FEE TYPE	FEE TYPE SUB-HEAD	AMOUNT
SCHOOL FEES	TUTION FEES	5,000
SCHOOL FEES	COMPETITIVE EXAM	6,000
SCHOOL FEES	ADMINISTRATIVE FEE	7,000
SCHOOL FEES	BOARDING FEES	8,000
SCHOOL FEES	FOODING FEES	9,000
SCHOOL FEES	CO-ACADEMIC FEES	10,000
GRAND TOTAL		45,000

INTALLMENT NAME	
START DATE	END DATE
DUE DATE	
FINE APPLICABLE?	<input checked="" type="checkbox"/> YES <input checked="" type="checkbox"/> NO
FINE FREQUENCY	ENTER NO. OF DAYS
FINE AMOUNT	ENTER AMOUNT

[FEE STRUCUTRE](#)[INSTALMENT PLANS](#)[VIEW PAYMENT DETAILS](#)[SCHOLARSHIPS](#)

SL NO.	PAYMENT PLAN NAME	AMOUNT	START DATE	END DATE	DUE DATE	FINE DATE	FINE FREQUENCY	FINE AMOUNT	ACTION
	PROVISION ADMISSION	91000							 
	CONFIRMATION ADMISSION	37000							 
	1ST INSTALLMENT	37000							 
	2ND INSTALLMENT	37000							 
	3RD INSTALLMENT	37000							 
	4TH INSTALLMENT	37000							 

ADD NEW

SL NO	SCHOLARSHIP NAME	ACTION
01	100% SCHOLARSHIP	 
02	90% SCHOLARSHIP	 
01	80% SCHOLARSHIP	 
02	70% SCHOLARSHIP	 

FEE TYPE	FEE TYPE SUB-HEAD	AMOUNT	DISCOUNT	
	ONE-TIME REFUNDABLE (NEW)	CAUTION MONEY	5000	NO
<input checked="" type="checkbox"/>	ONE-TIME NON REFUNDABLE (NEW)	ADMISSION FEE	1,00,000	YES
<input checked="" type="checkbox"/>	ONE-TIME NON REFUNDABLE (NEW)	ENROLLMENT FEES	10,000	YES
<input checked="" type="checkbox"/>	ONE-TIME NON REFUNDABLE (OLD)	COMPOSITE FEES	12,000	YES
<input checked="" type="checkbox"/>	SCHOOL FEES	TUTION FEES	14,000	YES
<input checked="" type="checkbox"/>	SCHOOL FEES	COMPETITIVE EXAM	16,000	YES
<input checked="" type="checkbox"/>	SCHOOL FEES	ADMINISTRATIVE FEE	18,000	YES
<input checked="" type="checkbox"/>	SCHOOL FEES	BOARDING FEES	20,000	YES
<input checked="" type="checkbox"/>	SCHOOL FEES	FOODING FEES	22,000	YES
<input checked="" type="checkbox"/>	SCHOOL FEES	CO-ACADEMIC FEES	24,000	YES

PROCEED

SCHOLARSHIPS



FEE STRUCUTRE

INSTALMENT PLANS

VIEW PAYMENT DETAILS

SCHOLARSHIPS

ENTER SCHOLARSHIP NAME (90% SCHOLARSHIP)













FEE TYPE	FEE TYPE SUB-HEAD	AMOUNT	DISCOUNT TYPE	AMOUNT / PERCENTAGE	NET DISCOUNT	NET AMOUNT
ONE-TIME NON REFUNDABLE (NEW)	ADMISSION FEE	1,00,000	AMOUNT ▼	75000	75000	25000
ONE-TIME NON REFUNDABLE (NEW)	ENROLLMENT FEES	10,000	PERCENTAGE ▼	75%	7500	2500
ONE-TIME NON REFUNDABLE (OLD)	COMPOSITE FEES	12,000	AMOUNT ▼	10000	10000	2000
SCHOOL FEES	TUTION FEES	14,000	AMOUNT ▼	7000	7000	7000
SCHOOL FEES	COMPETITIVE EXAM	16,000	AMOUNT ▼	6000	6000	10000
SCHOOL FEES	ADMINISTRATIVE FEE	18,000	AMOUNT ▼	8000	8000	10000
SCHOOL FEES	BOARDING FEES	20,000	AMOUNT ▼	5000	5000	15000
SCHOOL FEES	FOODING FEES	22,000	AMOUNT ▼	7000	7000	15000
SCHOOL FEES	CO-ACADEMIC FEES	24,000	AMOUNT ▼	14000	14000	10000











SAVE



FEE TYPE	FEE TYPE SUB-HEAD	AMOUNT
SCHOOL FEES	TUTION FEES	A AMOUNT
SCHOOL FEES	COMPETITIVE EXAM	B AMOUNT
SCHOOL FEES	ADMINISTRATIVE FEE	C AMOUNT
SCHOOL FEES	BOARDING FEES	D AMOUNT
SCHOOL FEES	FOODING FEES	F AMOUNT
SCHOOL FEES	CO-ACADEMIC FEES	J AMOUNT
GRAND TOTAL		B" AMOUNT

FEE TYPE	FEE TYPE SUB-HEAD	AMOUNT
SCHOOL FEES	TUTION FEES	A AMOUNT
SCHOOL FEES	COMPETITIVE EXAM	B AMOUNT
SCHOOL FEES	ADMINISTRATIVE FEE	C AMOUNT
SCHOOL FEES	BOARDING FEES	D AMOUNT
SCHOOL FEES	FOODING FEES	F AMOUNT
SCHOOL FEES	CO-ACADEMIC FEES	J AMOUNT
GRAND TOTAL		B" AMOUNT

SL NO.	PAYMENT PLAN NAME	PAYMENT AMOUNT	START DATE	END DATE	DUE DATE	FINE DATE	FINE FREQUENCY	FINE AMOUNT	ACTION
	PROVISION ADMISSION	A" amount							 
	CONFIRMATION ADMISSION	B" amount							 
	1ST INSTALLMENT	B" amount							 
	2ND INSTALLMENT	B" amount							 
	3RD INSTALLMENT	B" amount							 
	4TH INSTALLMENT	B" amount							 

SL NO.	PAYMENT PLAN NAME	PAYMENT AMOUNT	START DATE	END DATE	DUE DATE	FINE DATE	FINE FREQUENCY	FINE AMOUNT	ACTION
	PROVISION ADMISSION	A" amount							 
	CONFIRMATION ADMISSION	B" amount							 
	1ST INSTALLMENT	B" amount							 
	2ND INSTALLMENT	B" amount							 
	3RD INSTALLMENT	B" amount							 
	4TH INSTALLMENT	B" amount							