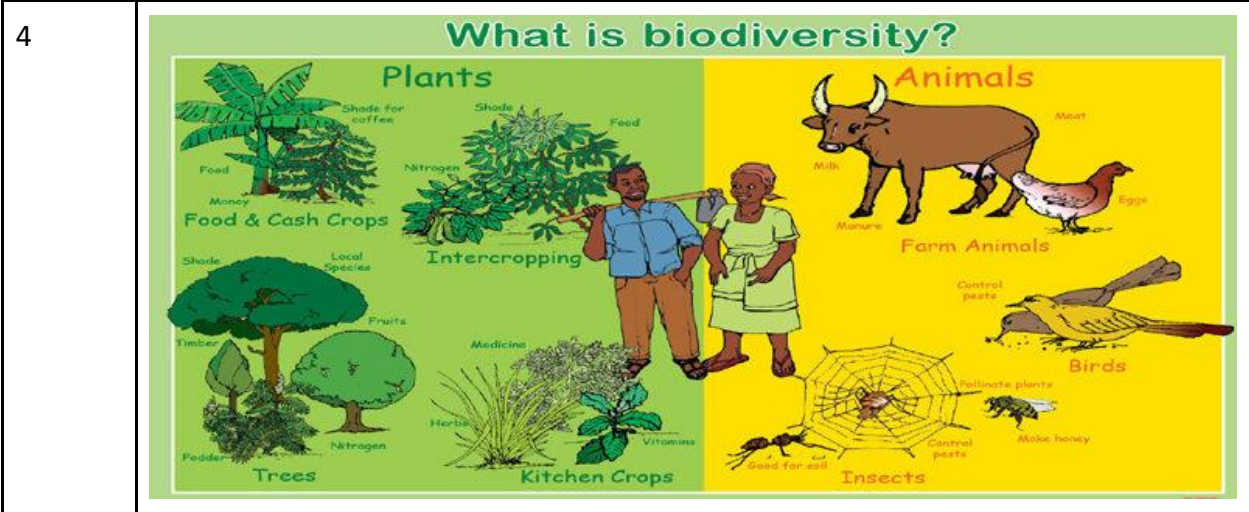


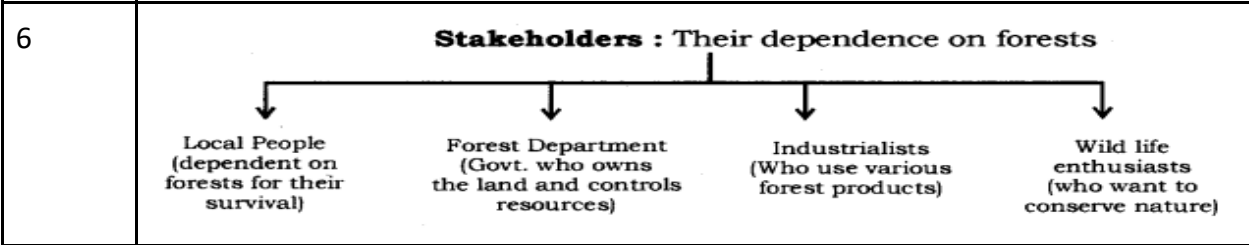
Class	X	Subject	Geography
Prd	1	Chapter	CHAPTER-2: FOREST AND WILDLIFE RESOURCES (to be assessed only in Periodic Tests)
Sub-Concepts	Biodiversity or Biological Diversity		
Teaching Aid To be used	PowerPoint Presentation, A-V aids		
Learning Outcome	<ul style="list-style-type: none"> • Student will be able to apprise the importance of resources. • Student will be familiarized with different types of forest and wildlife resources. • They will be able to analyze impact of human on resource, its uses and over exploitation. • Learners will be sensitized towards global concerns. • Awareness regarding conservation of resource. • Building righteous conduct. • Logical and Analytical thinking will be developed. 		
Sl. No	Step Wise (What to be done)		
1 INTRODUCTION	<p>Teacher will start the class by asking following questions and showing images: -</p> <ol style="list-style-type: none"> 1. Name some animals and plant you see in your surroundings. 2. Can you give any example where living beings on the earth are inter-dependent? 3. Do we really need to manage ecological balance? If yes, then why? 		
2	BIODIVERSITY		

Biodiversity or Biological Diversity is immensely rich in wildlife and cultivated species, diverse in form and function but closely integrated in a system through multiple network of interdependencies.

3 WE SHARE THIS PLANET WITH MILLIONS OF OTHER LIVING BEINGS.



- 5
- **Flora:** It refers to grasses, plants, trees etc. of an area.
 - **Fauna:** It means birds, animals, reptiles, insects of an area.



7 Students will be told to make a poster as an activity in their copy showing the harmonious relationship between human beings and nature.

- 8.HW
1. What is biodiversity?
 2. Explain the importance of biodiversity in environment.
 3. Who all are the stakeholders of biodiversity?

Class	X	Subject	Geography
Prd	2	Chapter	2-Forest and Wildlife Resources
Sub-Concepts	Classification of Biodiversity (IUCN)		
Teaching Aid To be used	PowerPoint Presentation, A-V aids		
Learning Outcome	<ul style="list-style-type: none"> • Student will be able to apprise the importance of biodiversity. • Student will be familiarized with classification of biodiversity. • Awareness regarding conservation of resource. • Building righteous conduct. 		
Sl. No	Step Wise (What to be done)		
1	Biodiversity in India Categories of existing plants and animal species based on the International Union for Conservation of Nature and Natural Resources (IUCN)		
2	<ol style="list-style-type: none"> 1. Normal Species 2. Endangered Species 3. Vulnerable Species 4. Rare Species 5. Endemic Species 6. Extinct Species 		
3	Reasons for a decline in India's biodiversity		

	<p>1950 1975</p> <p>2000 2025</p> <p>population in millions • 1 • 5 • 10 biodiversity hotspots</p> <p><small>Data sources: IRI, Conservation International Map maker: Femke Postma (femke.postma@cam.ac.uk)</small></p>
4	Causes of depletion of the flora and fauna.
5 HW	1. What do you understand by the terms critical species. Give example. 2. What is IUCN? 3. Why do we need international organizations to come up for ecological reconstruction?





ODM Teachers' Note

Class	X	Subject	Geography
--------------	---	----------------	-----------

Prd	3	Chapter	2-Forest and Wildlife Resources
------------	---	----------------	---------------------------------

Sub-Concepts	Conservation of Forest and Wildlife in India
---------------------	--

Teaching Aid To be used	PowerPoint Presentation, A-V aids
Learning Outcome	<ul style="list-style-type: none"> • Student will be familiarized with methods of conservation of forest and wildlife in India. • They will be able to analyze impact of human on forest and wildlife. • Learners will be sensitized towards global concerns. • Awareness regarding conservation of resource. • Building righteous conduct.

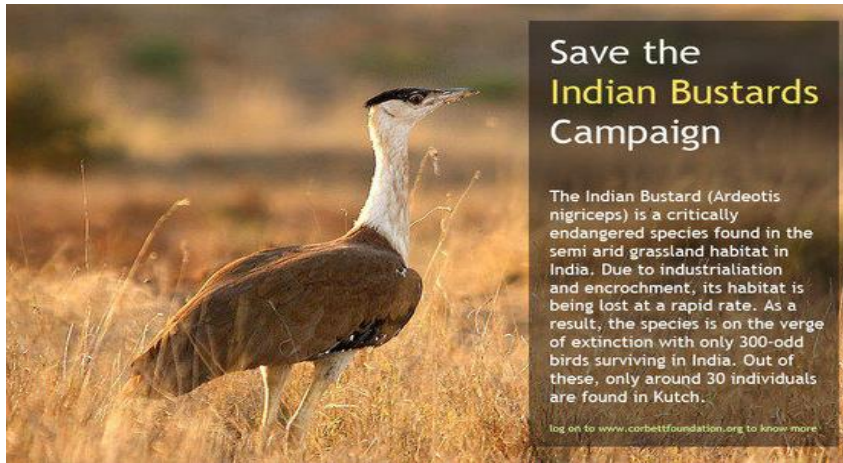
Sl. No	Step Wise (What to be done)
1	<p>Teacher will explain: Conservation is necessary to preserve the ecological diversity and our life support systems such as air, water, and soil.</p> <ul style="list-style-type: none"> • The Indian Wildlife (Protection) Act,1972. • Deforestation • People’s movement ‘Chipko Movement’. • Mass media, e.g. TV, radio, newspapers etc., should use for creating awareness. • Various project like Project Tiger; Project Rhino etc. should be started
2 Project Tiger	
3. Project Rhino	

4.
Project
Elephant

PROJECT ELEPHANT 1992 ELEPHANT CORRIDORS




5.
Project
Indian
Bustard



6. Con-
se-
rvation
of
forest

Forest Conservation



7	
8 HW	<ul style="list-style-type: none"> Find out various plan adopted by Indian Government to protect biodiversity.



ODM Teachers' Note

Class	X	Subject	Geography
Prd	4	Chapter	2-Forest and Wildlife Resources
Sub-Concepts	Community and Conservation		
Teaching Aid To be used	PowerPoint Presentation, A-V aids		
Learning Outcome	<ul style="list-style-type: none"> Student will be able to understand importance of community and conservation. Student will be familiarized with different action taken by the people. 		

	<ul style="list-style-type: none"> • Learners will be sensitized towards global concerns. • Awareness regarding conservation of resource. • Building righteous conduct.
Sl. No	Step Wise (What to be done)
1.	<ul style="list-style-type: none"> • Role of Community or local people are very helpful in conserving biodiversity • In Rajasthan, local people came forward to stop mining activities to protect Sariska Tiger Reserve. • People of Alwar District of Rajasthan have declared 1200 hectares of land as 'Bhairodev Dakav Sonchuri' in which they don't allow hunting. • In Jharkhand, Munda tribe worship Mahua and Kadamb trees and they protect them from cutting.
2 Movements	Chipko Movement Beej Bachao Andolan Navdanya movement
3 HW	<ul style="list-style-type: none"> • Why it becomes important to involve local community in any conservation programme. Illustrate with the help of example. • Discuss role of community on conservation



ODM Teachers' Note

Class	X	Subject	Geography
Prd	5	Chapter	2-Forest and Wildlife Resources
Sub-Concepts	Recapitulation		
Teaching Aid To be used	PowerPoint Presentation, A-V aids		
Learning Outcome	<ul style="list-style-type: none"> • Student will be able to reflect their understanding. • Learners will take part in global concerns. • Logical and Analytical thinking will be developed. 		

Sl. No	Step Wise (What to be done)
1	Teacher will recapitulate and discuss sub-topics of the chapter.
2	<p>Exercise Questions will be discussed: -</p> <p>(i) Which of these statements is not a valid reason for the depletion of flora and fauna? (a)Agricultural expansion. (b) Large scale developmental projects. (c) Grazing and fuel wood collection. (d) Rapid industrialization and urbanization.</p> <p>(ii) Which of the following conservation strategies do not directly involve community participation? (a) Joint forest management (c) Chipko Movement (b) Beej Bachao Andolan (d) Demarcation of Wildlife sanctuaries</p>
3	<p>(i) What is biodiversity? Why is biodiversity important for human lives?</p> <p>(ii) How have human activities affected the depletion of flora and fauna? Explain.</p>
4	<p>(i)Describe how communities have conserved and protected forests and wildlife in India?</p> <p>(ii) Write a note on good practices towards conserving forest and wildlife.</p>
5 HW	<ul style="list-style-type: none"> • Why it becomes important to involve local community in any conservation programme. Illustrate with the help of example.