

SESSION : 2

CLASS : I

SUBJECT : MATHEMATICS

CHAPTER NUMBER:9

CHAPTER NAME : MULTIPLICATION

SUBTOPIC : MULTIPLICATION ON A NUMBER LINE

CHANGING YOUR TOMORROW

TODAY'S TOPIC

MULTIPLICATION ON A NUMBER LINE

There are 3 groups of apples

In each group 4 apples



We can repeatedly add it: $4 + 4 + 4 = 12$

So, There are : 3 **groups of** 4 apples = 12

We can also say that : 3 **times** 4 is = 12

We can write : 3×4 is = 12

WORDS RELATED TO MULTIPLICATION

Groups of

Example: 2 groups 4 = 8

Times

Example: 2 times 4 = 8

X

Example: 2 X 4 = 8



FILL IN THE BLANKS



$$5 \text{ groups of } 10 = \boxed{50}$$

$$5 \times 10 = \boxed{50}$$



FILL IN THE BLANKS

$$4 \text{ groups of } 6 = 24$$

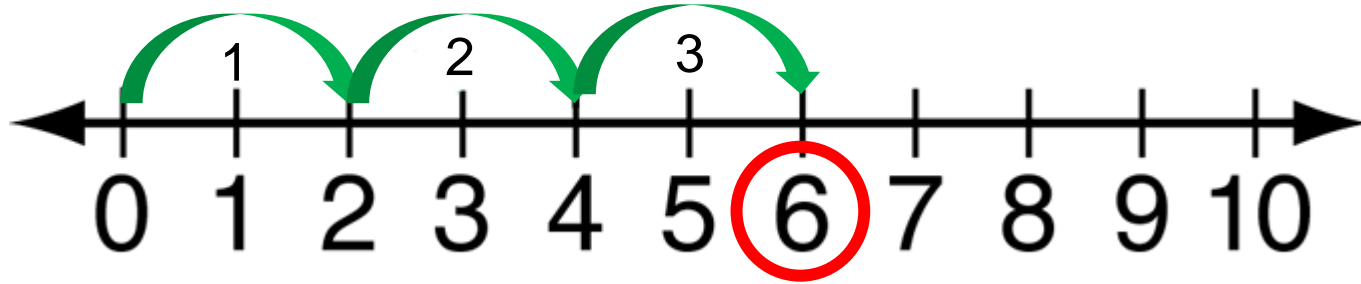
$$4 \times 6 = 24$$



MULTIPLICATION ON NUMBER LINE

Example 1 : Multiply 2 by 3.

Method: Start from 0 . Jump 2 places three times.



$$2 + 2 + 2 = 6$$

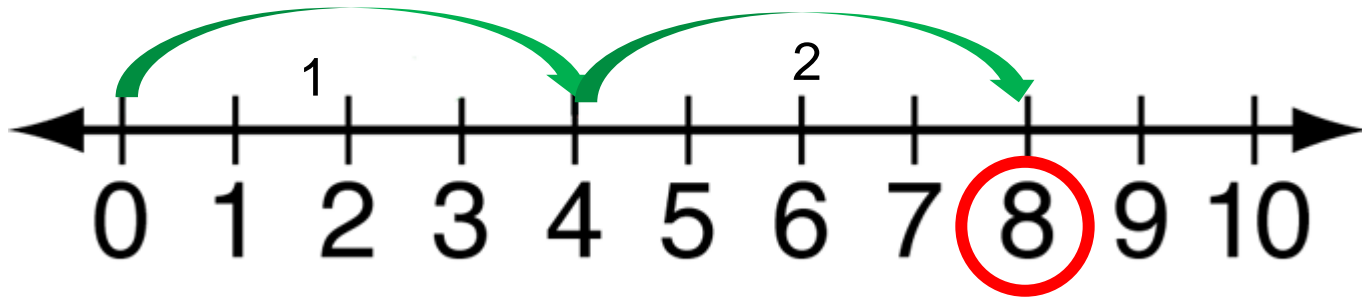
Or 3 times 2 equals 6

Or $3 \times 2 = 6$

MULTIPLICATION ON NUMBER LINE

Example 2 : Multiply 4 by 2.

Method: Start from 0 . Jump 4 places twice.



$$4 + 4 = 8$$

Or 2 times 4 equals 8

$$\text{Or } 2 \times 4 = 8$$

C.W

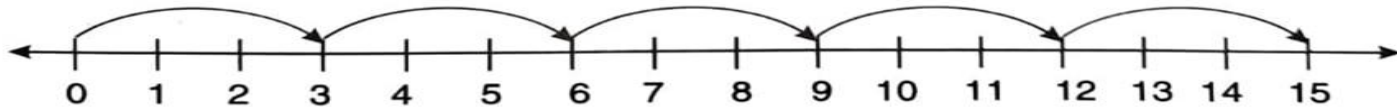
Date:

TODAY'S CLASS WORK

Exercise

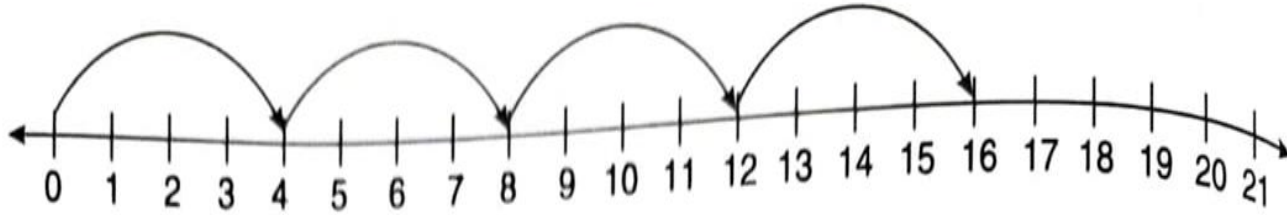
Write the multiplication fact for each. First one has been done for you.

2.



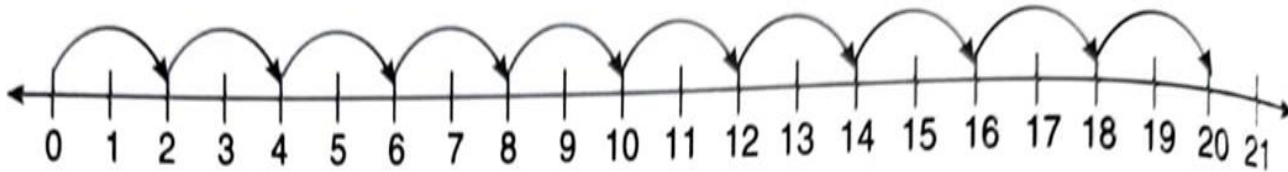
$$\boxed{5} \times \boxed{3} = \boxed{15}$$

3.



$$4 \times 4 = 16$$

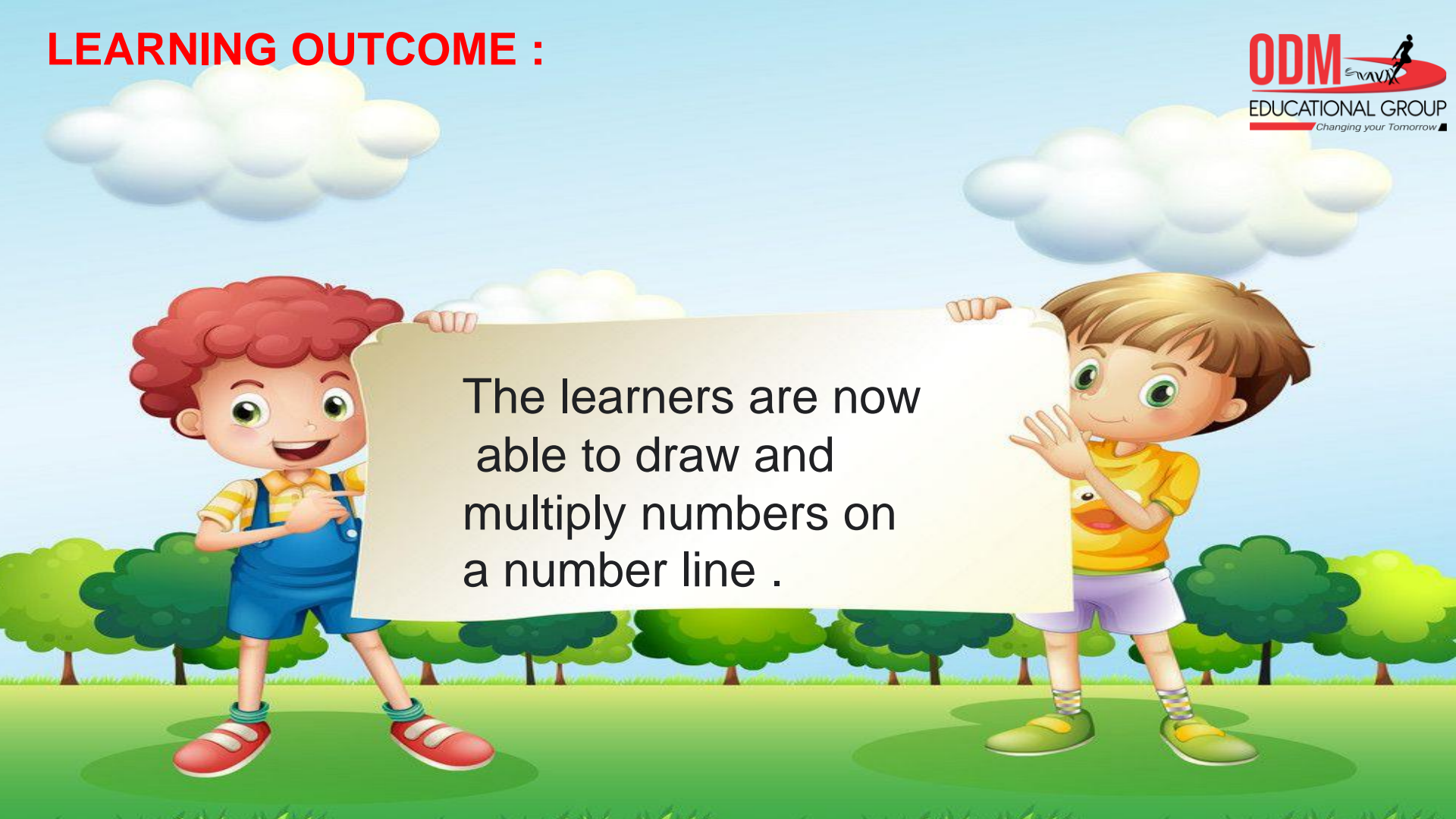
4.



$$10 \times 2 = 20$$

SUB	HOME ASSIGNMENT
Mathematics	Practice book page 75 and 76

LEARNING OUTCOME :



The learners are now able to draw and multiply numbers on a number line .

THANKING YOU
ODM EDUCATIONAL GROUP