

SESSION : 2

CLASS : I

SUBJECT : MATHEMATICS

CHAPTER NUMBER:7

CHAPTER NAME :SUBTRACTION

**SUBTOPIC : BOOK PAGE 58 Q2 AND Q3
(1-DIGIT SUBTRACTION)**

CHANGING YOUR TOMORROW

LET'S HAVE A QUICK RECAP

SYMBOLS WE USE FOR SUBTRACTION

- SYMBOL OF SUBTRACTION
- (MINUS)



SYMBOL OF
EQUAL TO

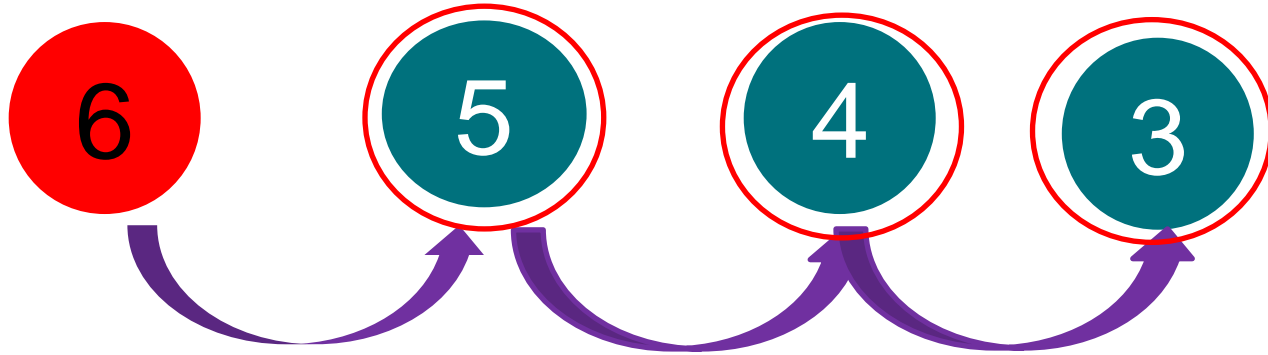


ANSWER OF
SUBTRACTION IS
CALLED

DIFFERENCE

Addition by counting forward method

$$6 - 3 = 3$$



SUBTRACT BY COUNTING BACKWARD METHOD



EDUCATIONAL GROUP
Changing your Tomorrow

$$7 - 2 = \underline{\quad 5 \quad}$$



SUBTRACTION OF 1-DIGIT NUMBERS WITH DIFFERENT METHODS

PUTTING DOTS AND CROSS OUT METHOD

In this method we put dots for the bigger number and cross out for the smaller number.


8

-

3

=

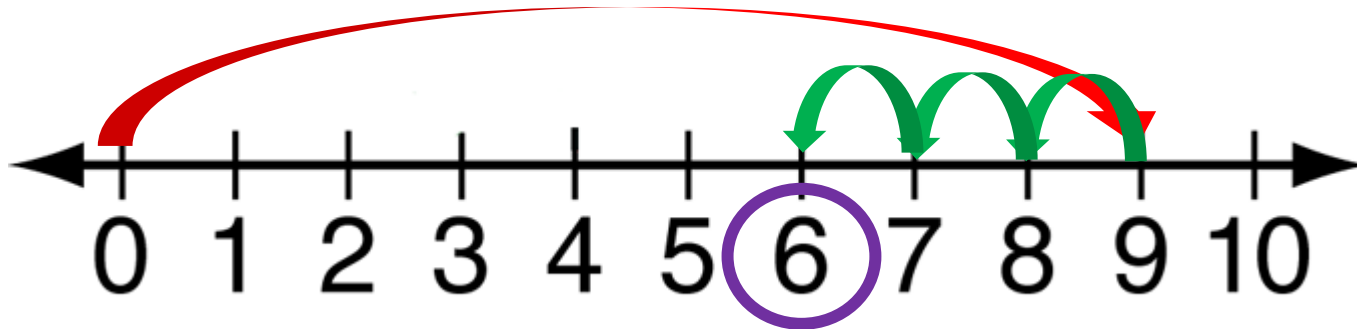
5



NUMBER LINE METHOD

Step -3 Circle the number you reached at $\frac{\text{drawing arrow marks to get the answer.}}{\text{drawing arrow marks to get the answer.}}$ d by

$$9 - 3 = \underline{6}$$



THROW THE BALL AND FIND HOW MANY LEFT ON THE TABLE.

TELL THE SUBTRACTION STATEMENT

Activity-1



$$8 - 2 = 6$$

Activity-2

In a pond there are 6 fish Sonu caught 4 .How many left?

$$6 - 4 = 2$$



TODAY'S CLASS WORK

Points to remember.

- 1) Taking away things or numbers from a group is called subtraction.
- 2) Minus(-) is the symbol of 'Subtraction'.
- 3) The answer of Subtraction is called difference.

TODAY'S CLASS WORK

2. Subtract and answer.

(a)

$$9 - 3 =$$

6

(b)

$$5 - 2 =$$

3

(c)

$$5 - 4 =$$

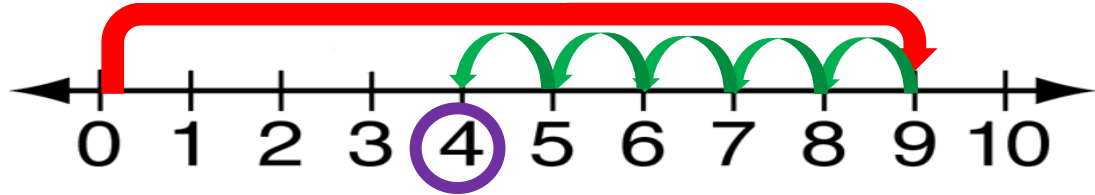
1

TODAY'S CLASS WORK

3. Subtract using number line and fill in the boxes.

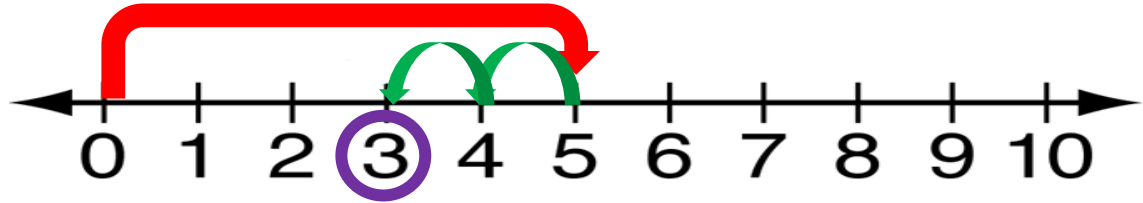
a) $9 - 5 =$

4



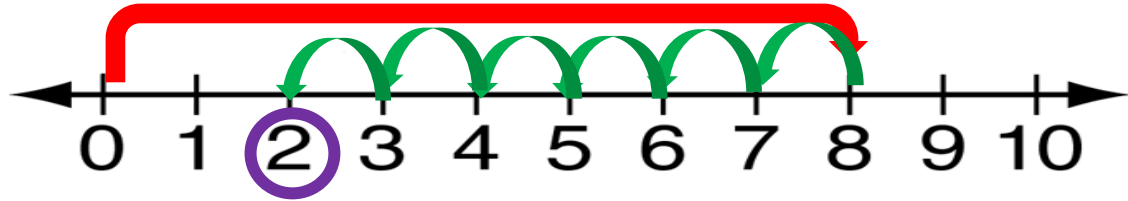
b) $5 - 2 =$

3



c) $8 - 6 =$

2



SUB	HOME ASSIGNMENT
Mathematics	Practice Book Page 58

LEARNING OUTCOME :

The learners are now able to know how to add 1-digit numbers by different methods.

THANKING YOU
ODM EDUCATIONAL GROUP