

SESSION : 5

CLASS : I

SUBJECT : MATHEMATICS

CHAPTER NUMBER:4


CHAPTER NAME :COMPARISION OF NUMBERS

SUBTOPIC : 4.5 GREATEST AND SMALLEST NUMBER


CHANGING YOUR TOMORROW

LET'S HAVE A QUICK RECAP

ASCENDING ORDER



DESCENDING ORDER



ARRANGE NUMBERS FROM SMALLEST TO BIGGEST

59

67

32

15



ARRANGE NUMBERS BIGGEST TO SMALLEST

25

33

45

15



TODAY'S CONCEPT

GREATEST AND SMALLEST NUMBER

LOOK WHO HAS COME



Bunny the rabbit
and Bhola the bear

Today they are
very happy because they got a
chance to eat carrots


Bhola will eat the biggest carrot
and Bunny will eat the smallest one

But they are unable to find the
biggest and smallest one. Let's help them.




TO FIND BIGGEST AND SMALLEST
WE HAVE TO ARRANGE THEM IN
ASCENDING ORDER FIRST


2



3



4





1



**NOW LET'S FIND WHICH
CARROT IS SMALLEST AND
WHICH IS BIGGEST**

Smallest



So bunny got the smallest carrot
and Bhola got the biggest carrot.
Both of them are very happy.

They are saying Thank You Children.



POINTS TO REMEMBER

To find the greatest number we have to arrange them in Ascending order, the last number is the greatest number

To find the smallest number we have to arrange them in Descending order, the first number is the smallest number.

Ex:

15 , 85 , 23 , 60

Smallest



15 , 23 , 60 , 85



Greatest

Activity 1

Tick the greatest and cross the smallest Number



Step1- Arrange in ascending order

Step2- Cross the first number

Step3- Tick the last number

Activity 2 Write G for greatest number and S for smallest number

Without arranging in ascending order



Cw Do in Maths note book

Exercise

1. Circle the greatest number in each group.

(a) 71, 98, 30, 42, 11

11,30,42,71,98

(b) 23, 70, 49, 53, 39

23,39,49,53,70

(c) 36, 63, 52, 46, 60

36,46,52,60,63

(d) 69, 90, 79, 92, 88

69,79,88,90,92

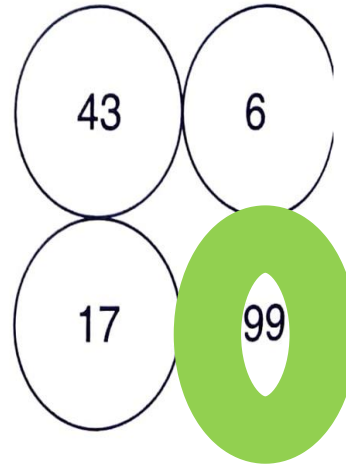
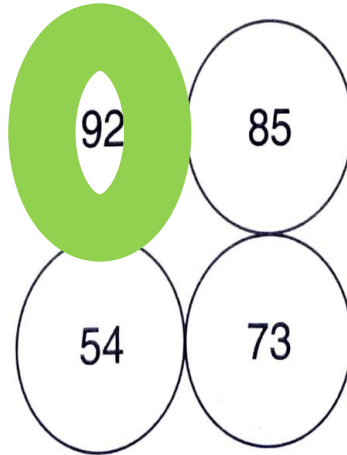
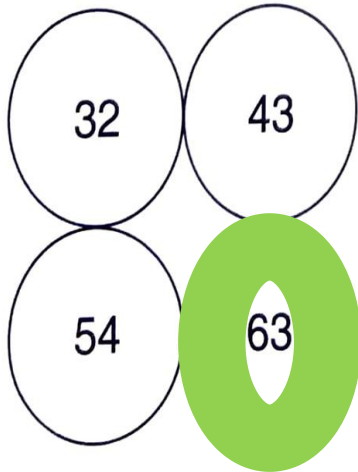
(e) 5, 35, 27, 59, 11

5,11,27,35,59

(f) 45, 25, 15, 35, 85

15,25,35,45,85

2. Colour the greatest number in each of the following collections.



SUB	HOME ASSIGNMENT
Mathematics	Practice book page 28

LEARNING OUTCOME :

The learner is now able to identify greatest and smallest numbers in a group of numbers, which he/she can apply in his/her real life more confidently.

THANKING YOU
ODM EDUCATIONAL GROUP