

SESSION : 6

CLASS : I

SUBJECT : MATHEMATICS

CHAPTER NUMBER:7

CHAPTER NAME :SUBTRACTION

**SUBTOPIC : SUBTRACTION OF 2-DIGIT NUMBERS
(WITH BORROWING)**

CHANGING YOUR TOMORROW

LET'S HAVE A QUICK RECAP

SYMBOLS WE USE FOR SUBTRACTION

SYMBOL OF
SUBTRACTION

 (Minus)

EQUAL TO
SYMBOL



ANSWER OF
SUBTRACTION IS
CALLED

DIFFERENCE

2-DIGIT SUBTRACTION

Observe and tell the correct answer.

$$16 - 10 = \underline{\quad}$$

2

4

6

7

3

5

1

9

8

26

SUBTRACT AND DRAG THE CORRECT NUMBERS

	6	$10+3=13$
7	3	
-	6	
<input type="text"/>	<input type="text"/>	

7 6 3 5

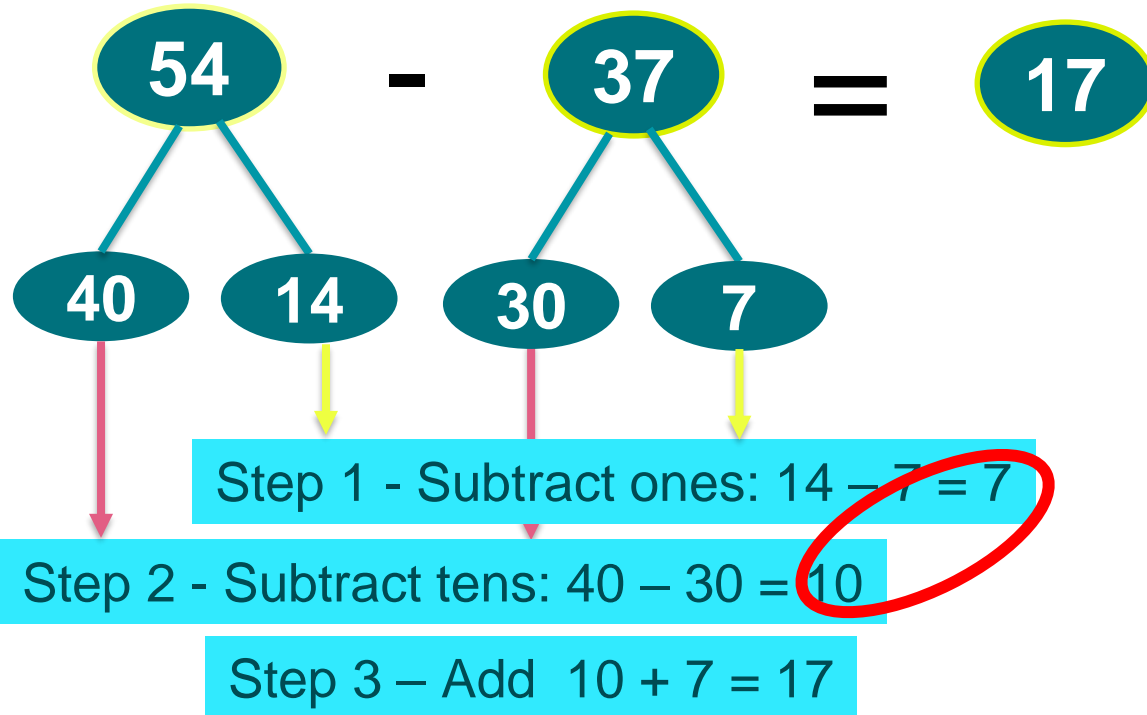
**TODAY'S CONCEPT
SUBTRACTION OF 2-DIGIT
NUMBERS
WITH BORROWING**



SUBTRACTION OF TWO 2- DIGIT NUMBERS

Let's subtract 37 from 54

Method - 1



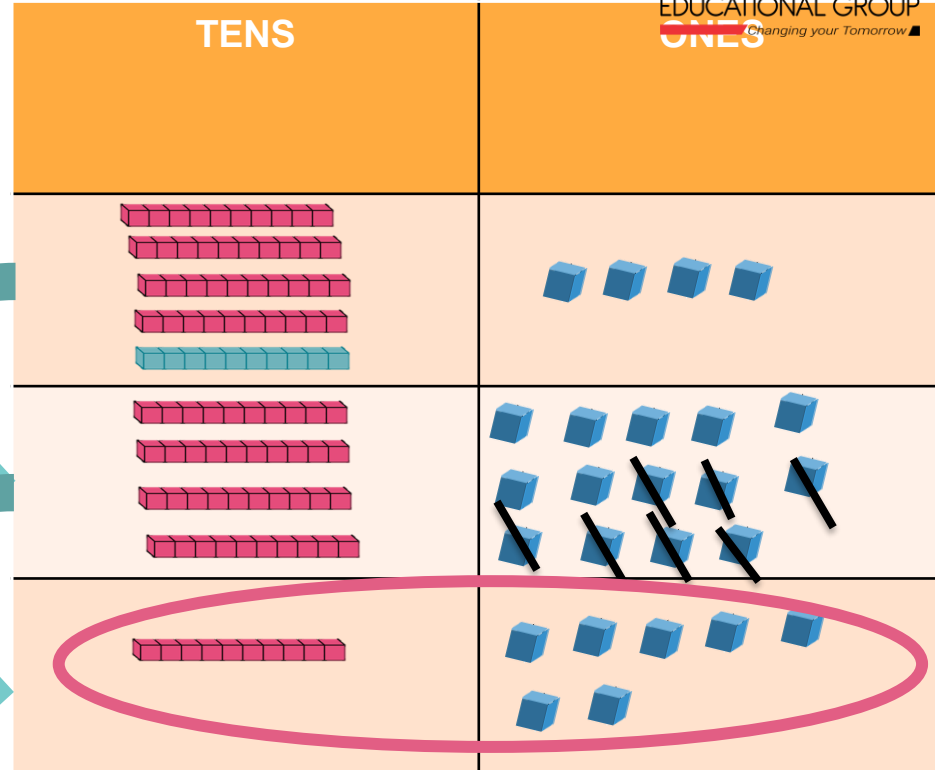
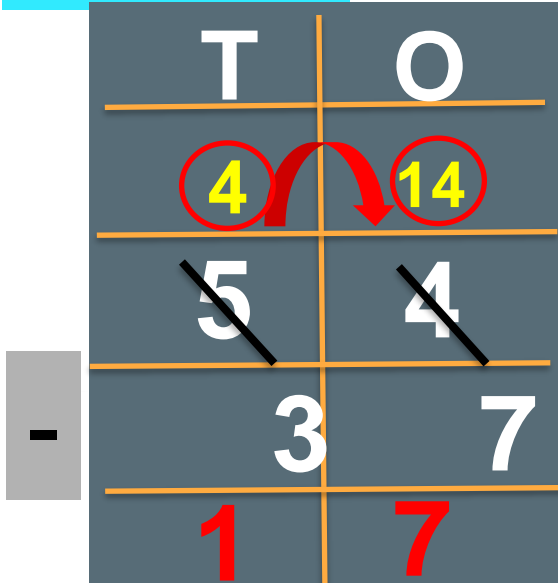
We can also subtract mentally

So, $54 - 37 = 17$

SUBTRACTION OF 2- DIGIT NUMBERS WITH BORROWING

Let's subtract 37 from 54

Method - 2



1 ten and 7 ones make 17.
So, $54 - 37 = 17$

SUBTRACT AND DRAG THE CORRECT NUMBERS IN THE BLANK SPACE

Activity -1

	Tens	Ones
	5	3
-	3	7

- 1 8 6 0

T	O
4	13
5	3
3	7
1	6



OBSERVE AND WRITE THE SUBTRACTION SENTENCE

Activity -2

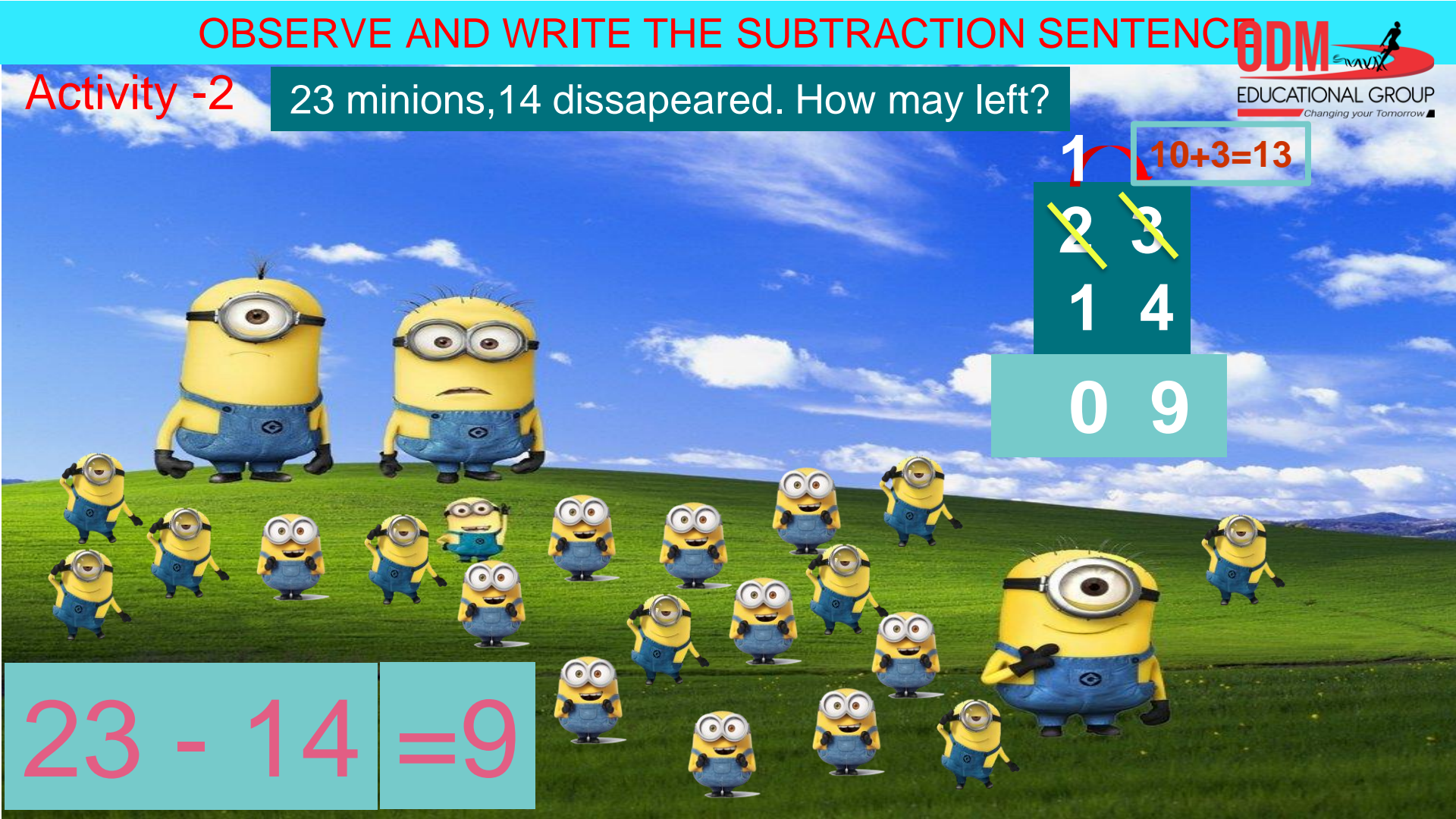
23 minions, 14 disappeared. How many left?

$$10 + 3 = 13$$

$$\begin{array}{r} \cancel{2} \quad \cancel{3} \\ 1 \quad 4 \end{array}$$

$$0 \quad 9$$

$$23 - 14 = 9$$



TODAY'S CLASS WORK

Exercise

Subtract the following :

T	O
8	12
9	2
- 6	4
2	8

T	O
6	13
7	3
- 2	6
4	7

T	O
7	14
8	4
- 3	7
4	7

TODAY'S CLASS WORK

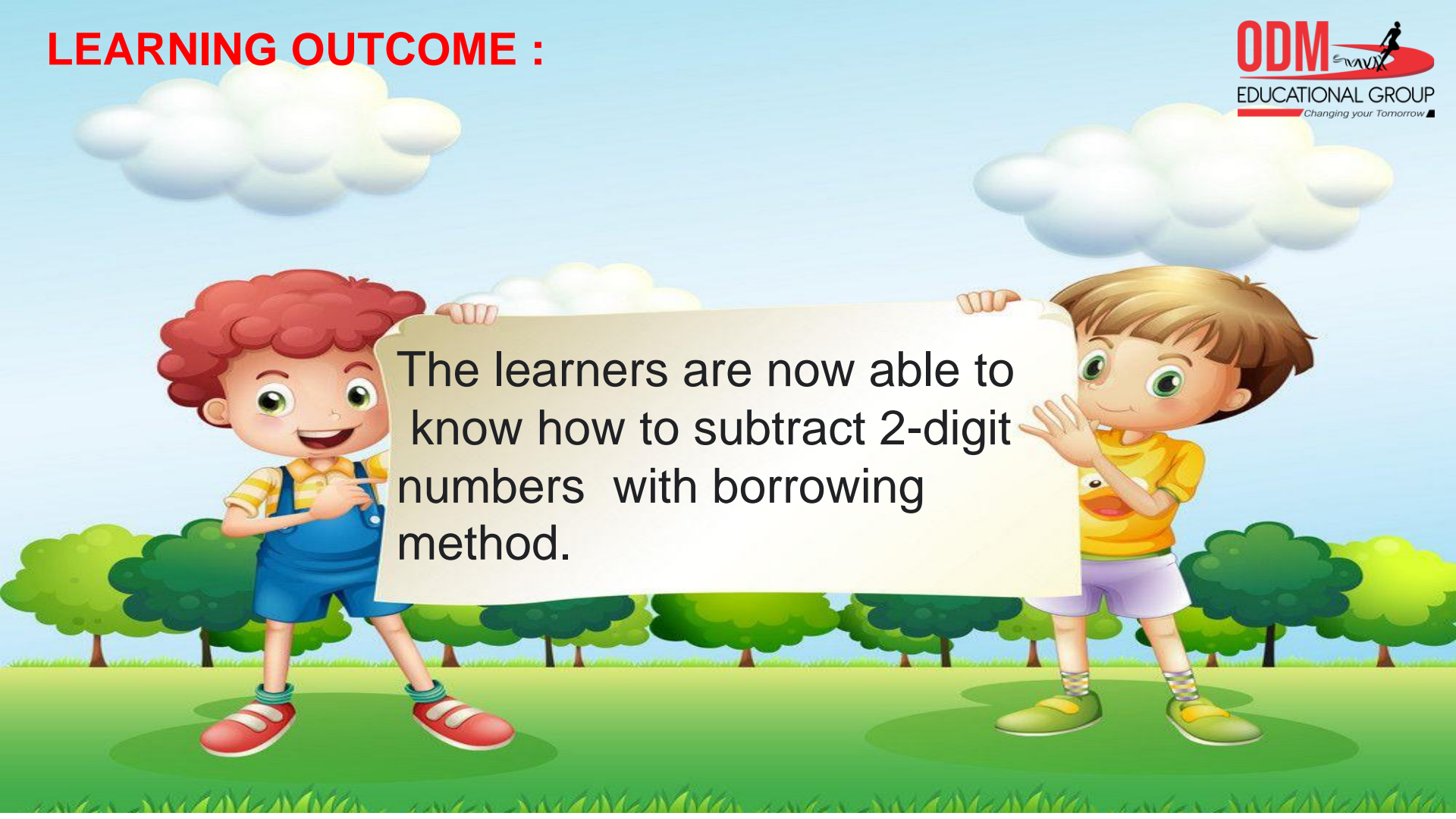
$$\begin{array}{r} \text{T}^1 \quad \text{O} \\ \textcircled{6} \quad \textcircled{15} \\ \text{---} \\ \text{7} \quad \text{5} \\ \text{---} \\ - \quad 4 \quad 6 \\ \hline \text{2} \quad \text{9} \end{array}$$

$$\begin{array}{r} \text{T} \quad \text{O} \\ \textcircled{5} \quad \textcircled{14} \\ \text{---} \\ \text{6} \quad \text{4} \\ \text{---} \\ - \quad 2 \quad 5 \\ \hline \text{3} \quad \text{9} \end{array}$$

$$\begin{array}{r} \text{T} \quad \text{O} \\ \textcircled{7} \quad \textcircled{18} \\ \text{---} \\ \text{8} \quad \text{8} \\ \text{---} \\ - \quad 2 \quad 9 \\ \hline \text{5} \quad \text{9} \end{array}$$

SUB	HOME ASSIGNMENT
Mathematics	practice Book Page 65 (5 problems only)

LEARNING OUTCOME :



The learners are now able to know how to subtract 2-digit numbers with borrowing method.

THANKING YOU
ODM EDUCATIONAL GROUP