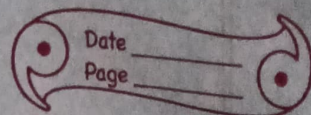


# Chapter - 8 Data Handling

Name - Manasju Das  
class - III (A)



## Worksheet

1. Fill in the blanks:

John does a survey of all his batch mates.

This was the result

Number of boys

No. of girls

Came in school bus	28	9
came walking	12	3
came in their cars	6	32

~~Ques~~ (1) How many girls are in John's batch?

Ans:- There are  $9 + 3 + 32 = 44$  girls in John's batch.

(2) How many boys are in John's batch?

Ans:- There are  $28 + 12 + 6 = 46$

boys in John's batch.

(3) How many girls don't come walking?







Ans:- There are  $9 + 32 = 41$  girls don't come walking.

④ How many boys come in the school bus and in their car?

Ans: - There are  $28 + 6 = 34$  boys come in the school bus and their car.

II Do as directed:

Represent the information in a tabular form using tally marks and answer the following questions.

Types of Fruits	No. of fruits	Tally marks
	9	 
	5	
	8	 
	3	
	6	 
	2	

- Which fruit is sold maximum? apple
- Which fruit is sold the least? watermelon