

Chapter- 21

Data handling






WORKSHEET

1. FILL IN THE BLANKS:

- a. The sum of the angles in a circle is 360°.
- b. In a pictograph symbols and figures are used to represent data.
- c. We draw bar graphs on graph papers.
- d. A bar graph can be horizontal and vertically.
- e. Each slice of a pie chart shows a part of a total amount.

2. SOLVE THE FOLLOWING

a) Read the pictograph and answer the following questions.

Small Towns	Number of illiterate children
Melrose	
Marengo	
Midway	
Parral	
Rushville	

AL GROUP
your Tomorrow

* one child figure = 10 children.

1. Which small town has the most illiterate children?

Ans. Midway

2. Which small town has the least illiterate children?

Ans. Rushville

3. How many children are illiterate in Marengo?

Ans. 40

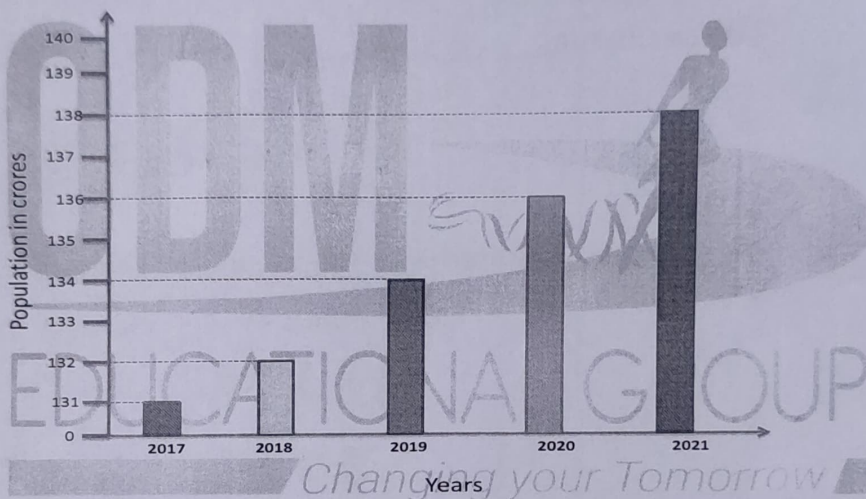
4. What is the opposite of the word 'illiterate'?

Ans. Literate

5. Which state of India has the highest literacy rate?

Ans. Kerala

b) Read the bar graph carefully and answer the questions given below.



1. In the above graph the population is increasing or decreasing?

Ans. Increasing

2. What are the consequences of rapid growth in population? Any 3.

Ans. 2019, 2020, 2021

3. Choose the correct answer.

Assertion: Population of a region doesn't change.

Reason: Birth rate, death rate and migration affect the population of a region.

1. A is true but R is false
2. Both A and R is true but R is not the correct explanation of A.
3. Both A and R is true and R is the correct explanation of A.
4. A is false but R is true.

4. Which country is the most populous country in the world?

Ans. China

5. Which Indian state is the most populated?

Ans. Uttar Pradesh

c) Draw a pie chart to show the following data and answer the following:

Modes of transport	Walk	Bus	Car	Cycle
No. of children	16	18	24	14

1. Which is the most popular mean of transport?

Ans. Car

2. Which is the least popular mean of transport?

Ans. Cycle

3. What percentages of children come by bus?

Ans. $16 + 18 + 24 + 14 = 72 = \frac{18}{72} \times 100 = 25\%$

4. Write 2 ways of saving fuel.

Ans. 2 ways of saving fuel.

- Don't buy Premium fuel
- Go short distances by walking or by cycling.

5. Write one line on what would be the future of transportation?

Ans. The future of transportation must be used batteries or electricity in place of fuel.
