

Chapter- 8

Describing Words

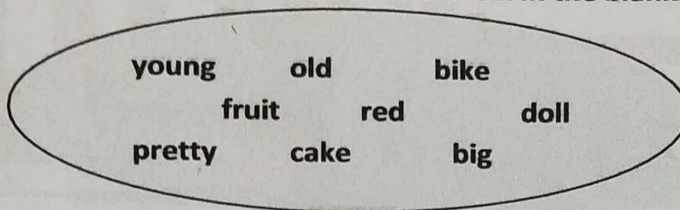
WORKSHEET

I. Fill in the blanks with describing words from the help box:

round	beautiful	black	strong	large
-------	-----------	-------	--------	-------

1. a round face
 2. a beautiful lady
 3. a black crow
 4. a large man
 5. a strong room

II. Pick out the describing words and write them in the blanks given below:








1. young
 2. red
 3. old
 4. big
 5. pretty

III. Fill in the blanks with the correct describing words:

1. Rima is a tall girl. (tall/red)
 2. Anand is a fat boy. (fat/wide)
 3. She has curly hair. (curly/tall)
 4. I have a red aeroplane. (red/straight)
 5. The giraffe has a long neck. (long/short)

III. Look at the pictures in column A. Write the naming words in column B.
Then, in column C, write *he, she, it* or *they* that can be used in place of the naming words.

A	B	C
1. 	table	it
2. 	Girl	she
3. 	Grand father	he
4. 	friends	they
5. 	swing	it
