

Chapter- 15

Geometry

WORKSHEET

A. FILL IN THE BLANKS :

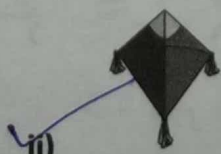
1. An angle measuring 180° is called a Straight angle.
2. The common starting point of an angle is called the ray of the angle.
3. A right angle measures 90° .
4. To measure an angle in degrees, we use a protractor.
5. A triangle whose all sides are equal is called a equilateral triangle.

B. CHOOSE THE CORRECT ANSWER :


6. A line segment has one end point
i) One end point ii) no end points iii) two end points iv) none of these
7. Which of the following represents a line? Side of a square
i) Side of a square ii) edge of cube iii) axis of earth
8. A point has no length, breadth or thickness.
i) point ii) line iii) line segment iv) ray
9. Identify which of the following is symmetrical?



i)



ii)



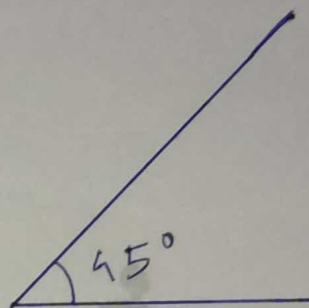
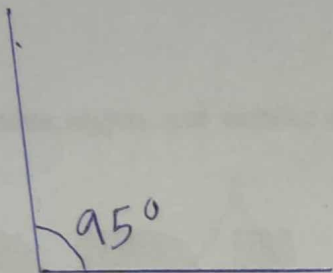
iii)

C. DO AS DIRECTED:

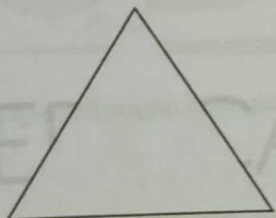
10. Draw the following angles using a protractor :

a) 95° b) 45°


Ans.



11. What type of triangles are these?

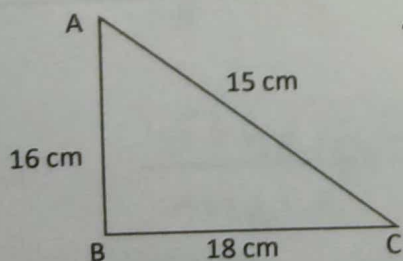


equilateral
triangle



Scalene
triangle

12. Find the area of the triangle.



$$\begin{aligned}
 \text{Area of the triangle} &= \frac{1}{2} \times \text{base} \times \text{height} \\
 &= \frac{1}{2} \times 18 \times 16 \\
 &= 144 \text{ square cm}
 \end{aligned}$$