

Chapter- 8

DATA HANDLING**WORKSHEET****I. Fill in the blanks :**

John does a survey of all his batch mates. This was the result.

	Number of boys	Number of girls
Came in school bus	28	9
Came walking	12	3
Came in their car	6	32




Use the table above to write down the answers to these questions







1. How many girls are in John's batch? 44
2. How many boys are in John's batch? 46
3. How many girls don't come walking? 41
4. How many boys come in the school bus and in their car? 34

II. Do as directed :

A fruit seller records the sale of his selling items during a week in his shop as follows:



Represent the information in a tabular form using tally marks and answer the following questions.

TYPES OF FRUITS	NUMBER OF FRUITS	TALLY MARKS
	9	
	5	
	8	
	3	
	6	
	2	

- Which fruit is sold maximum? Apple
- Which fruit is sold the least? watermelon

---- END ----