

## Chapter - 7

# GEO METRY


## WORKSHEET

I. Fill in the blanks



- The ~~2-D~~ ~~2D~~ shape has two dimension.
- A shape that has three sides is Triangle.
- There are 6 faces of a cube.
- The Cylinder 3-D shape has no vertex but has flat faces.

II. Do as directed



A) Draw a curved line and a straight line.



B) Draw a hexagon and a rhombus.



C) Fill up.



Shapes

Name

Cuboid

Cone

Flat faces

6

1

Vertices

8

1

Straight Edges

12

0

QD) Find out.

1) What is the distance from your house to your

restaurant's house?

Ans. 6 km

2) What is the distance from your aunt's house to the milk booth?

Ans. 1 km

3) What is there opposite to the shopping mall?

Ans. Temple

4) Every day how many kilometers do you need to walk to go to school and return back from the school?

Ans. 2 km