

### Chapter- 12

# Rules for Safety





## WORKSHEET

1. Fill in the blanks with the correct word from the bracket.

[play, fingers, fire, traffic, zebra crossing]

- i. Do not play with fire.
  - ii. We must cross the road at the zebra crossing.
  - iii. Do not play on the road.
  - iv. Always follow the traffic rules.
  - v. We must not put our fingers into an open socket.
2. Match the following.

**A** **B**



Zebra crossing  
Traffic light  
Road  
Fire

The matching exercise consists of two columns, A and B. Column A contains four images: a traffic light, a zebra crossing with a person walking, a fire, and a road. Column B contains four text labels: 'Zebra crossing', 'Traffic light', 'Road', and 'Fire'. Hand-drawn lines connect the images to their corresponding labels: the traffic light is connected to 'Traffic light', the zebra crossing to 'Zebra crossing', the fire to 'Fire', and the road to 'Road'.



**3. Write the missing letters in the given words.**

- i. S A F E T Y
- ii. Z E B R A C R O S S I N G
- iii. R O A D
- iv. T R A F F C
- v. F O O T P A T H
- vi. S H O C K

**4. Tick (✓) the correct word.**

- i. We should (play/ not play) with sharp objects. ✓
- ii. Always walk on the (road/footpath). ✓
- iii. We must (not put/put) our hand out of a moving bus. ✓
- iv. We must cross the road at a (traffic signal/zebra crossing). ✓
- v. We should light a candle (with/without) the help of a grown-up. ✓

