

Chapter- 8

DATA HANDLING

WORKSHEET

I. Fill in the blanks :

John does a survey of all his batch mates. This was the result.

	Number of boys	Number of girls
Came in school bus	28	9
Came walking	12	3
Came in their car	6	32



Use the table above to write down the answers to these questions







- How many girls are in John's batch? 44
- How many boys are in John's batch? 46
- How many girls don't come walking? 41
- How many boys come in the school bus and in their car? 34

II. Do as directed :

A fruit seller records the sale of his selling items during a week in his shop as follows:



Represent the information in a tabular form using tally marks and answer the following questions.

TYPES OF FRUITS	NUMBER OF FRUITS	TALLY MARKS
	9	
	5	
	8	
	3	
	6	
	2	

- Which fruit is sold maximum? Apple Apple
- Which fruit is sold the least? Watermelon Watermelon

----- END -----