

WORK SHEET- GEOMETRY

I.

(a) The 2-D shape has two dimensions

(b) A shape that has 3 sides is triangle.

(c) There are 6 faces of a cube.


(d) The cone 3-D shape has no vertex but has flat faces.

II.

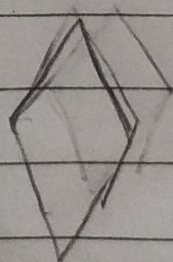
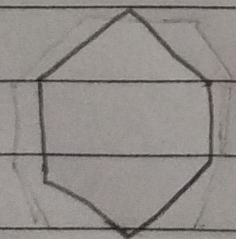
curved line

straight line

(A)



(B)


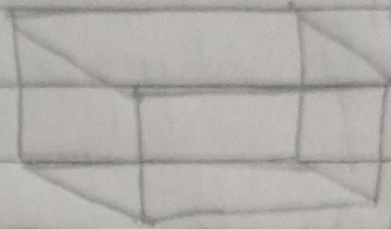


Hexagon

Rhombus

(C)

shapes



Name

cuboid

cone

Flat face

6

1


vertices

8

1

straight
Edges

12



(D)

16 km

21 km

3 Temple

4 4 km