

Chapter- 8

Man: The Living Machine

SAMRUDDHI PUJAHARI

STD - 3 SEC - B

SCHOOL NO - 5882

WORKSHEET

A. NAME THE SYSTEM RESPONSIBLE FOR.

1. Circulation of blood heart.
2. Breathing Lungs.
3. Giving shape to the body bones.
4. Breaking food for absorption stomach.
5. Receiving messages from nerves brain.

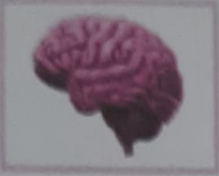
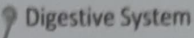
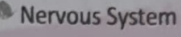
B. TICK THE CORRECT ANSWER.


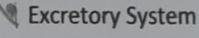
1. The skin, eyes and lungs are examples of _____.
a) organ system b) organs c) cells
2. The _____ pull the bones to make them move.
a) muscles b) lungs c) kidneys
3. Digestion begins in the _____.
a) mouth b) stomach c) small intestine
4. Which of these organs controls all the systems in the body?
a) heart b) kidney c) brain
5. The _____ pumps blood to different parts of the body.
a) liver b) heart c) both a & b


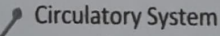
C. FILL IN THE BLANKS.


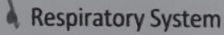
1. The food that cannot be digested goes to the DUAS.
2. The heart pump blood to all parts of the body.
3. The kidneys remove urine.
4. The nervous system consists of the brain the spinal cord and the nerves.
5. The respiratory system supplies Oxygen to various parts of our body

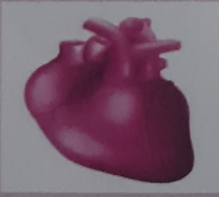
D. MATCH THE ORGAN TO THE SYSTEM IT BELONGS.

1.   

2.  

3.  

4.  

5. 

The diagram shows five numbered boxes on the left, each containing an illustration of an organ. Lines connect these organs to their respective system names on the right. The connections are: 1. Brain to Nervous System; 2. Kidneys to Excretory System; 3. Lungs to Respiratory System; 4. Stomach to Digestive System; 5. Heart to Circulatory System.

