

CH-17
DATA HANDLING
Ex-17(A)

1. The table bellow represents the favorite fast food of children. Read carefully and answer the question given below.

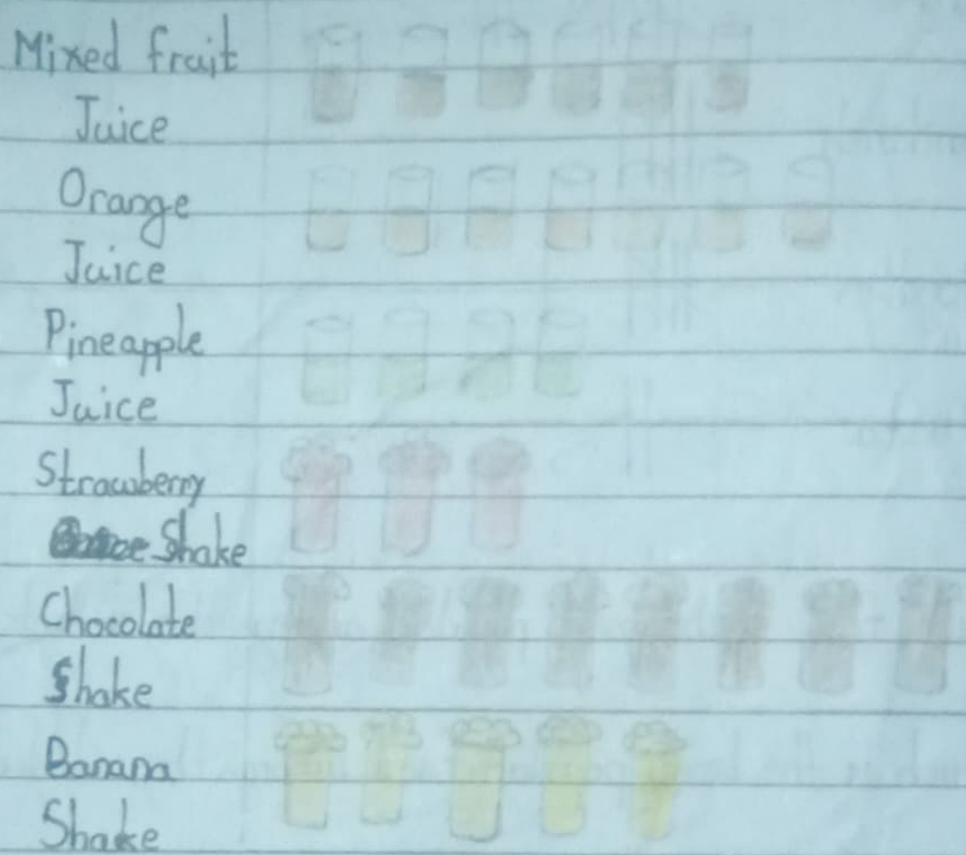
Pizza	
Burger	
Sandwich	
Noodles	
Pasta	

- a> Which food is the most popular among the students? Burger
- b> Which food is the least popular among the students? Pasta
- c> How many children are represented in the table altogether? 25
- d> Number of children who like noodles? 6
- e> How many children like pizza and burger? 13

f) How many children like sandwich and pasta?

g) Number of children who likes noodles and pizza?

2. The following pictograph shows the weekly sale of juices and shakes at a juice corner. Read and answer the question carefully!



[Each glass represents 20 glasses of juices and shakes]

a) What is the weekly sale of shakes at the juice corner? 320

b> Which juice or shake is most popular? Chocolate shake

c> What is the total sale of mixed fruit juice and orange juice together? 160

d> Which juice or shake is least popular? Strawberry shake


e> How many glasses of strawberry shake are sold in a week? ~~100~~ 60

f> What number of glasses of ~~the~~ banana shake are sold in a week? 100

g> How many glasses of chocolate shake and pineapple juice are sold? 240

h> What is the sale pineapple juice? 80

3. The pictograph below shows the musical instruments which students play in a music school. Answer the following question after observing the pictograph carefully.





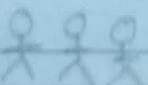


Scale: = 500 children
 = 250 children

- a) How many students are there in the music school?
8250
- b) How many children like to play guitar? 2750
- c) What is the number of students who love to play harmonium? 1500

- d> Which instrument is most popular? Guitar
- e> Which instrument is least popular? Flute
- f> How many children like to play flute and tabla?
2000
- g> What is the number of children who love to play piano and harmonium? 3500
- h> How ~~are~~ many children love to play guitar and flute? 5250

4> The table below shows the games which are played in a school. Answer the following questions after observing the pictograph carefully.

Cricket	
Carrom	
Chess	
Badminton	
Basket Ball	

Date _____
Page _____

Each (☺) represents 50 students

a) How many students love to play a game? 80

b) How many students love to play chess? 50

c) Which game is the most popular among children?
Cricket

d) Which ~~is~~ game is the least popular among children?
Chess

e) ~~How~~ How many students love carrom and chess?
150

f) How many students love basketball and badminton?
350

g) How many students love to play badminton? 200

h) How many children play cricket? 300