

Let Us Learn How to Read 3-digit Numbers

To read, first we will count and read the number of hundreds. Then we will read the number formed by the last 2 digits together.

Example

Read 875.

H	T	O
8	7	5

Eight hundred

seventy five

Exercise

A. Write the names of the following numbers.

1. 133

one hundred thirty three

2. 341

Three hundred forty one

3. 273

Two hundred seventy three

4. 849

Eight hundred forty nine

5. 962

Nine hundred sixty two

6. 774

seven hundred seventy four

7. 431

Four hundred thirty one

8. 608

six hundred eighty

9. 415

Four hundred fifteen

10. 558

Five hundred fifty eight

B. Write the following in figures.

1. Two hundred thirty eight
2. One hundred forty seven
3. Six hundred sixty six
4. Three hundred seventy four
5. Five hundred ninety nine
6. Nine hundred thirteen
7. Seven hundred five
8. Nine hundred fifty

H	T	O
2	3	8
1	4	7
6	6	6
3	7	4
5	9	9
9	1	3
7	0	5
9	0	5

C. Complete the following by filling in the missing numbers.

101	102	103	104	105	106	107	108	109	110
111	112	113	114	115	116	117	118	119	120
121	122	123	124	125	126	127	128	129	130
131	132	133	134	135	136	137	138	139	140
141	142	143	144	145	146	147	148	149	150
151	152	153	154	155	156	157	158	159	160
161	162	163	164	165	166	167	168	169	170
171	172	173	174	175	176	177	178	179	180
181	182	183	184	185	186	187	188	189	190
191	192	193	194	195	196	197	198	199	200

C.W

D. Write the missing numbers as directed :

(a) Count in reverse.

110	109	108	107	106	105	104	103	102	101
-----	-----	-----	-----	-----	-----	-----	-----	-----	-----

(b) Count forward.

211	212	213	214	215	216	217	218	219	220
-----	-----	-----	-----	-----	-----	-----	-----	-----	-----

(c) Count forward.

321	322	323	324	325	326	327	328	329	330
-----	-----	-----	-----	-----	-----	-----	-----	-----	-----

(d) Count in reverse.

440	439	438	437	436	435	434	433	432	431
-----	-----	-----	-----	-----	-----	-----	-----	-----	-----

(e) Count in twos.

541	543	545	547	549	551	553	555	557	559
-----	-----	-----	-----	-----	-----	-----	-----	-----	-----

(f) Count in reverse.

660	659	658	657	656	655	654	653	652	651
-----	-----	-----	-----	-----	-----	-----	-----	-----	-----

(g) Count in tens.

770	780	790	800	810	820	830	840	850	860
-----	-----	-----	-----	-----	-----	-----	-----	-----	-----

(f) Count in fives.

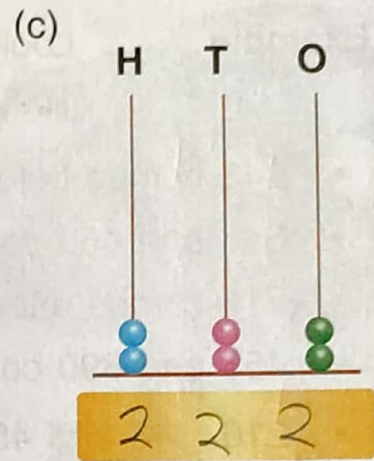
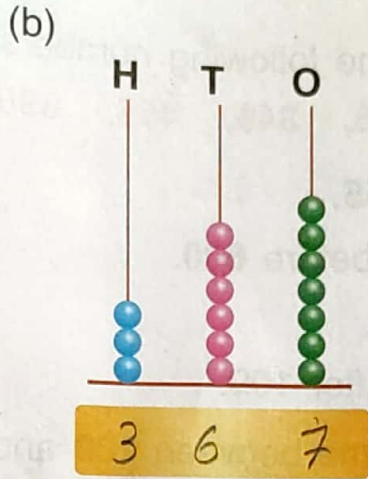

875	880	885	890	895	900	905	910	915	920
-----	-----	-----	-----	-----	-----	-----	-----	-----	-----

(g) Count backward in tens.


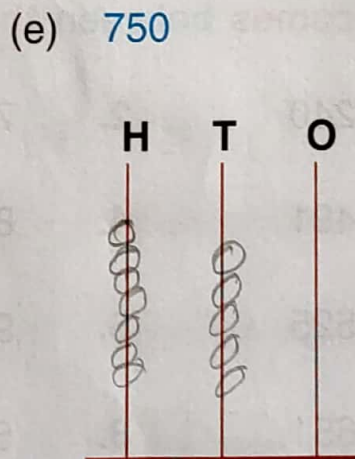

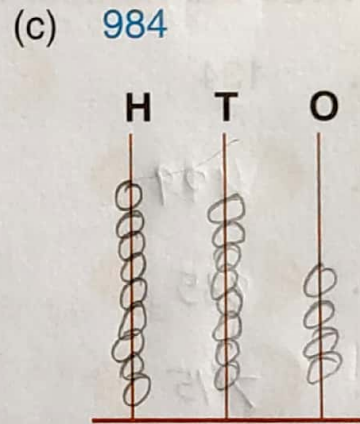
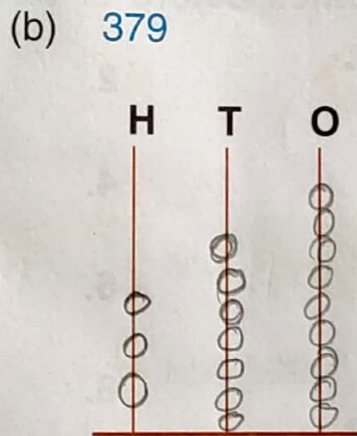

990	980	970	960	950	940	930	920	910	900
-----	-----	-----	-----	-----	-----	-----	-----	-----	-----

999 is the greatest 3-digit number.

Write the numbers shown on the abacus.



Represent the given numbers on an abacus.



Before, After and Between

Example

Look at the following numbers.

109, 216, 348, 455, 890

- 348 comes before **455**.
- 348 and 455 comes before **890**.
- 216 comes after **109**.
- 455 and 890 come after **109**.
- 216, 348 and 455 come between **109** and **890**.



Exercise

A. Write the number that comes before or after the given numbers.

1. 134

135

2. 399

400

3. 429

430

4. 678

679

5. 885

886

6. 279

280

7. 795

796

8. 956

957

B. Write the number which comes between the two given numbers.

1. 238

239

240

2. 761

762

763

3. 489

490

491

4. 835

836

837

5. 523

524

525

6. 911

912

913

7. 649

650

651

8. 586

587

588

C. Fill in the blanks.

1. **199** comes after 198.
2. **278** comes before 279.
3. **764** comes before 765.
4. **895** comes after 894.
5. **301** comes between 300 and 302.
6. **445** comes between 444 and 446.
7. **600** comes after 599.
8. **899** comes before 900.
9. 397 comes between **396** and **398**.
10. 998 comes between **997** and 999.



Comparison of Numbers

Greater than $>$ Less than $<$ Equal to $=$

- If the number on the left is greater than the number on the right, we put ' $>$ ' sign.
- If the number on the left is smaller than the number on the right, we put ' $<$ ' sign.
- If both the numbers are same, we then put ' $=$ ' sign.

In both the numbers, 4 is at the hundreds' place.
 Since the digits at the hundreds' place are the same, compare the digits at the tens' place.
 In both the numbers, 7 is at the tens' place.
 Since the digits at the tens' place are also the same, compare the digits at the ones' place.
 Compare 5 and 9; $5 < 9$.
 So, **$475 < 479$** .

H	T	O
4	7	5
4	7	9

H	T	O
4	7	5
4	7	9

Exercise

Put the correct sign $>$ (greater than), $<$ (less than) and $=$ (equal to).

(a) $236 > 49$

(b) $809 > 709$

(c) $459 < 464$

(d) $674 < 690$

(e) $100 < 121$

(f) $555 < 558$

(g) $580 > 579$

(h) $98 < 980$

(i) $900 = 900$

(j) $763 > 760$

Ascending order

Arrangement of numbers from smaller to greater is called the **ascending order** of numbers.

Example

Consider numbers 88, 100, 187, 150 and 139. Arranging them from smaller to greater, we get : **88, 100, 139, 150, 187**.

Similarly, arranging 250, 327, 215, 829 and 209 in ascending order, we get **209, 215, 250, 327, 829**.

- The first number in an ascending order is the **smallest number**.
88 and 209 respectively are the smallest numbers in the two series.
- The last number in an ascending order is the **greatest number**.
187 and 829 respectively are the greatest numbers in the two series.

Descending Order

Arrangement of numbers from greater to smaller is called the **descending order** of numbers.

Example

Consider numbers 683, 751, 680, 750, 707. Arranging them from greater to smaller, we get : **751, 750, 707, 683, 680.**

Similarly arranging 808, 880, 990, 868, 999 in descending order, we get : **999, 990, 880, 868, 808.**

- The first number in a descending order is the **greatest number**.
751 and 999 respectively are the greatest numbers in the two series.
- The last number in a descending order is the **smallest number**.
680 and 808 respectively are the smallest numbers in the two series.

Exercise

A. Write in ascending order.

- | | | | | | |
|----|--------------------|-----------|-----------|-----------|-----------|
| 1. | 125, 236, 447, 698 | ...125... | ...236... | ...447... | ...698... |
| 2. | 237, 872, 143, 662 | ...143... | ...237... | ...662... | ...872... |
| 3. | 334, 122, 568, 22 | ...22... | ...122... | ...334... | ...568... |
| 4. | 630, 530, 730, 930 | ...530... | ...630... | ...730... | ...930... |

B. Write in descending order.

- | | | | | | |
|----|--------------------|-----------|-----------|-----------|-----------|
| 1. | 123, 448, 63, 817 | ...817... | ...448... | ...123... | ...63... |
| 2. | 562, 437, 763, 444 | ...763... | ...562... | ...444... | ...437... |
| 3. | 413, 431, 134, 143 | ...431... | ...413... | ...143... | ...134... |
| 4. | 950, 924, 550, 657 | ...950... | ...924... | ...657... | ...550... |

C. Circle the greatest number.

- | | | | | | | | |
|----------------|------------|-----|-----|---------|-----|------------|-----|
| (a) 547 | 643 | 447 | 400 | (b) 453 | 462 | 475 | 443 |
| (c) 639 | 634 | 637 | 600 | (d) 951 | 552 | 955 | 900 |

D. Circle the smallest number.

- | | | | | | | | |
|---------|------------|-----|------------|---------|-----|------------|-----|
| (a) 248 | 163 | 377 | 401 | (b) 657 | 648 | 632 | 640 |
| (c) 552 | 551 | 556 | 550 | (d) 451 | 459 | 450 | 460 |

Place Value

Place value of a digit in a number depends upon its place or position.

Example 1

Write the place value of all the digits in the number 374.

H	T	O
3	7	4

There are 3 hundreds in the above number.

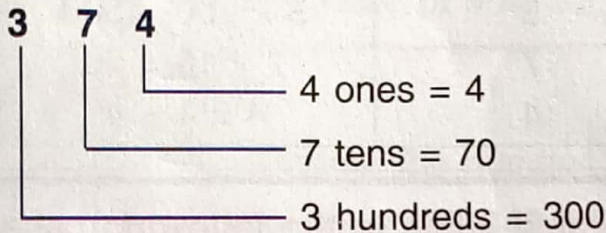
So, the place value of the digit 3 is, $3 \times 100 = 300$.

There are 7 tens in the above number.

So the place value of the digit 7 is, $7 \times 10 = 70$.

There are 4 ones in the above number.

So, the place value of the digit 4 is, $4 \times 1 = 4$.



Remember :

The place value of zero is always zero.

Example 2

Write the place value of the circled digit in each case.

(i) (5) 8 7

5 hundreds = 500

(ii) 5 (0) 8

0 tens = 0

Exercise

A. Write the place value of the circled digit in each of the following.

1. 1 (7) 8

7 tens

= $7 \times 10 = 70$

2. 2 4 (7)

7 ones

= $7 \times 1 = 7$

3. (8) 2 1

8 hundred

= $8 \times 100 = 800$

4. 7 (0) 4

0 tens

= $0 \times 10 = 0$

5. (2) 1 8

2 hundred

= $2 \times 100 = 200$

Face Value

The face value of a digit in a number is equal to the digit itself. The face value does not depend upon the place or position of a digit in the number.

Example 1 Consider the numbers **698** and **263**.

The face value of 6 hundreds in 698 is 6.

The face value of 6 tens in 263 is also 6.

Similarly, the face value of 9 tens in 698 is 9, 3 ones in 263 is 3 and so on.

Example 2 Write the face value and place value of all the digits in the number 574.

Digit	Face value	Place value
5	5	$5 \times 100 = 500$
7	7	$7 \times 10 = 70$
4	4	$4 \times 1 = 4$

Exercise

A. Write the face values of the circled digits in the following cases.

- | | | | |
|------------|----------|-------------|----------|
| 1. 2 (5) 7 | <u>5</u> | 2. 9 (1) 5 | <u>1</u> |
| 3. 7 5 (0) | <u>0</u> | 4. 6 2 (3) | <u>3</u> |
| 5. (8) 4 3 | <u>8</u> | 6. (1) 1 2 | <u>1</u> |
| 7. (6) 1 1 | <u>6</u> | 8. 1 (0) 9 | <u>0</u> |
| 9. 9 (7) 1 | <u>7</u> | 10. 3 (2) 3 | <u>2</u> |

B. Complete the following with respect to the circled digits.

	Number	Face value	Place value
1.	1 (9) 7	9	<u>90</u>
2.	9 0 (3)	<u>3</u>	3
3.	5 (0) 0	<u>0</u>	<u>0</u>
4.	(6) 1 8	6	<u>600</u>
5.	4 (7) 9	<u>7</u>	<u>70</u>

The place of a digit in a number does not change the face value of the digit.

C. Fill in the blanks.

1. In 735, the place value of 7 is 700
the face value of 7 is 7
2. In 582, the place value of 8 is 80
the face value of 8 is 8
3. In 678, the place value of 7 is 70
the face value of 7 is 7
4. In 456, the place value of 5 is 50
the face value of 5 is 5
5. In 749, the place value of 9 is 9
the face value of 9 is 9



Expanded Form

Example

Consider the number 742.

We know that $742 = 7 \text{ hundreds} + 4 \text{ tens} + 2 \text{ ones}$

Writing the place values of the digits, we get —

$$7 \text{ hundreds} = 700$$

$$4 \text{ tens} = 40$$

$$2 \text{ ones} = 2$$

Thus, the expanded form of 742 is as shown below :

$$742 = 700 + 40 + 2$$

Expanded Form for a Number Containing Zero

Example

Consider the number 302.

$$302 = 3 \text{ hundreds} + 0 \text{ tens} + 2 \text{ ones}$$

Writing the place values, we get —

$$3 \text{ hundreds} = 300$$

$$0 \text{ tens} = 0$$

$$2 \text{ ones} = 2$$

Thus, the expanded form of 302 is as shown below :

$$302 = 300 + 0 + 2 \text{ or } 302 = 300 + 2$$

Exercise

Write the expanded forms of the following :

$1. 457 = 4 + 5 + 7$

$2. 508 = 5 + 0 + 8$

$3. 654 = 6 + 5 + 4$

$4. 928 = 9 + 2 + 8$

$5. 872 = 8 + 7 + 2$

$6. 184 = 1 + 8 + 4$

$7. 109 = 1 + 0 + 9$

$8. 210 = 2 + 1 + 0$

Compact Form

To write an expanded number in compact form, we arrange the number under hundreds, tens and ones columns and write the extreme left digits of each term.

Example 1

Write the standard form of $700 + 8$.

Hundreds	Tens	Ones	
7 hundreds	+ 0 tens	+ 8 ones	
$\textcircled{7}00$	+ $\textcircled{0}0$	+ $\textcircled{8}$	
↓	↓	↓	
7	0	8	
			= 708

Example 2

Write the standard form of $100 + 70$.

Hundreds	Tens	Ones	
1 hundred	+ 7 tens	+ 0 ones	
$\textcircled{1}00$	+ $\textcircled{7}0$	+ $\textcircled{0}$	
↓	↓	↓	
1	7	0	
			= 170

Example 3

Write the standard form of $900 + 20 + 4$.

Hundreds	Tens	Ones	
9 hundreds	+ 2 tens	+ 4 ones	
$\textcircled{9}00$	+ $\textcircled{2}0$	+ $\textcircled{4}$	
↓	↓	↓	
9	2	4	
			= 924

Exercise

A. Write the numbers in the compact form.

- | | | | |
|-------------------|------------|-------------------|------------|
| 1. $600 + 8$ | <u>608</u> | 2. $300 + 40$ | <u>304</u> |
| 3. $700 + 50 + 7$ | <u>757</u> | 4. $600 + 50 + 1$ | <u>651</u> |
| 5. $400 + 7$ | <u>407</u> | 6. $300 + 20 + 4$ | <u>324</u> |
| 7. $200 + 80 + 6$ | <u>286</u> | 8. $100 + 90 + 5$ | <u>195</u> |
| 9. $900 + 60 + 2$ | <u>962</u> | 10. $800 + 1$ | <u>801</u> |

B. Write the following in standard form :

- | | |
|-----------------------------------|------------|
| 1. 4 hundreds + 6 tens + 3 ones = | <u>463</u> |
| 2. 5 hundreds + 0 tens + 6 ones = | <u>506</u> |
| 3. 8 hundreds + 7 tens + 3 ones = | <u>873</u> |
| 4. 7 hundreds + 8 tens + 9 ones = | <u>789</u> |
| 5. 2 hundreds + 5 tens + 7 ones = | <u>257</u> |

C. Write the expanded forms of the following numbers :

- | | | | |
|------------|-------------------|---------------|---------------|
| 1. $625 =$ | <u>6</u> hundreds | <u>2</u> tens | <u>5</u> ones |
| 2. $901 =$ | <u>9</u> hundreds | <u>0</u> tens | <u>1</u> one |
| 3. $391 =$ | <u>3</u> hundreds | <u>9</u> tens | <u>1</u> one |
| 4. $129 =$ | <u>1</u> hundred | <u>2</u> tens | <u>9</u> ones |
| 5. $97 =$ | hundreds | <u>9</u> tens | <u>7</u> ones |
| 6. $685 =$ | <u>6</u> hundreds | <u>8</u> tens | <u>5</u> ones |