

Picture of each type of simple machine.



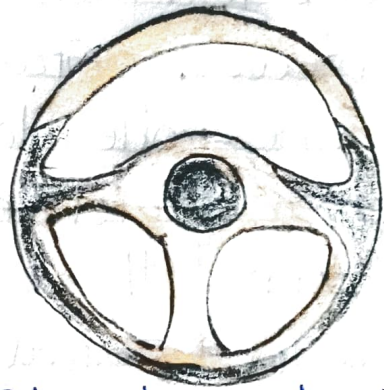
Bottle opener




Screw



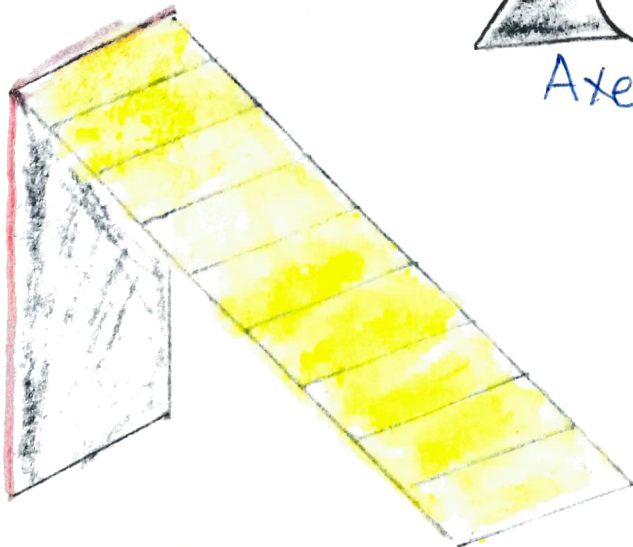
Pulley



Steering wheel



Axe




Loading ramp

HW  
11/11/21

# Chapter - 10

## Force, work and energy



Draw a picture of each type of simple machine and write one of its uses.

Ans- Examples of simple machines are :

(a) Lever - Example of lever is bottle opener

We can open the cap of a bottle by using bottle opener easily.

(b) Pulley - Example of pulley is pulley on the well.

We can use pulleys to draw water from wells.

(c) Wheel and axle - Example of wheel and axle is steering wheel.

When we are riding a car we use steering wheel to change the direction of the vehicle.

(d) Inclined plane - Example of inclined plane is loading ramp.

We load objects or substances in a vehicle from low level to high level using a loading ramp easily.

(e) Screw - Example of screw is a grooving nail.

We used to hold things together.

(f) Wedge - Example of wedge is an axe. It is used to cut hard objects like wood.

wood.