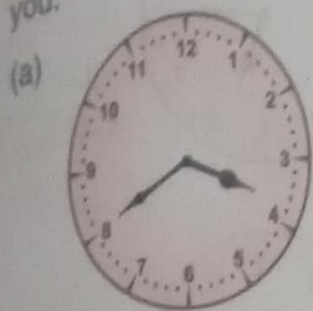
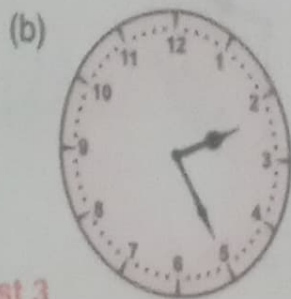


EXERCISE 17B

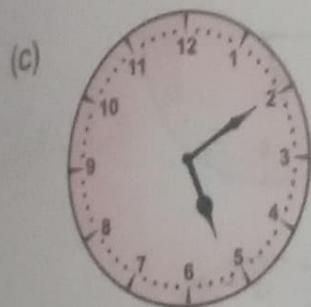
Look at each clock and write down the time shown by it in two ways. Part 'a' is done for you.



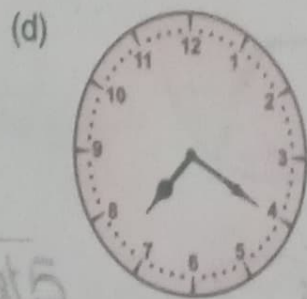
3:40
40 minutes past 3



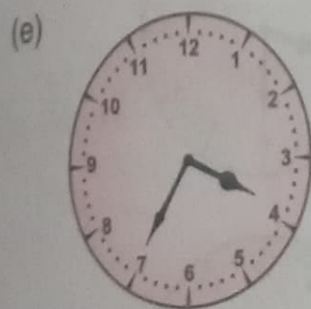
2:25
25 minutes past 2



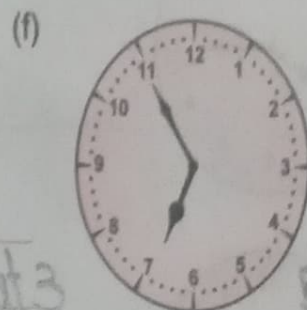
5:10
10 minutes past 5



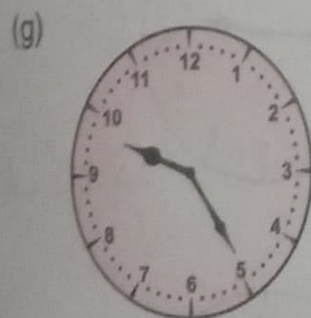
7:20
20 minutes past 7




3:35
35 minutes past 3



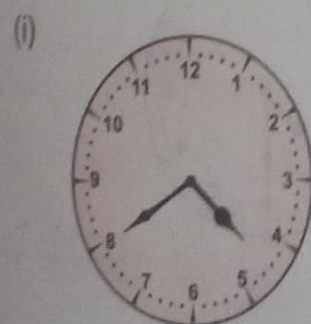
6:55
55 minutes past 6



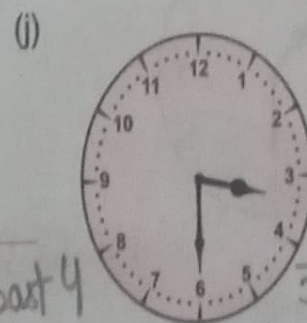
9:25
25 minutes past 9



10:10
10 minutes past 10



4:40
40 minutes past 4



3:30
30 minutes past 3

2 Write the time below each clock using half past/quarter past/quarter to.

(a)




Half past 2

(b)



Quarter past 3

(c)



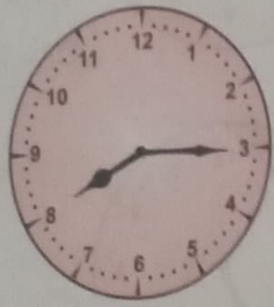
quarter to 5

(d)



Quarter to 7

(e)




Quarter past 8

(f)



half past 8

(g)




Quarter past 1

(h)




Quarter to 3

(i)




half past 10

(j)

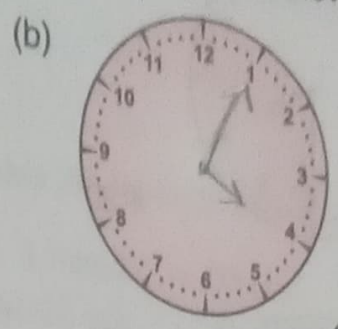


half past 7

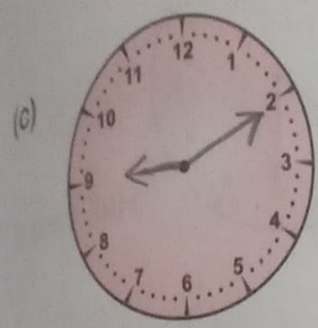
3 Draw the two hands in each clock to show the time given below it.



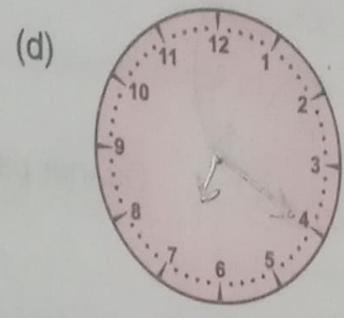
8 : 25



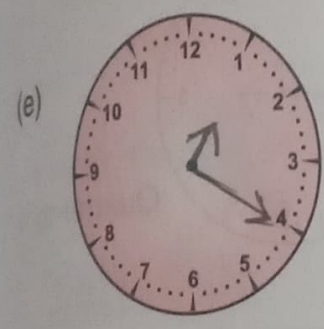
4 : 05



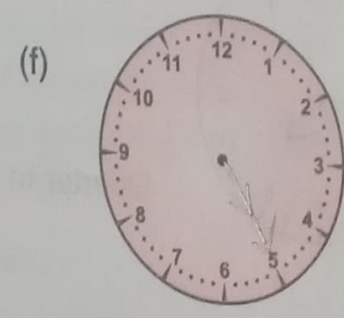
9 : 10




20 minutes past 7



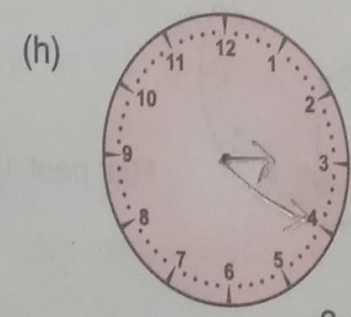
1 : 20




25 minutes past 5



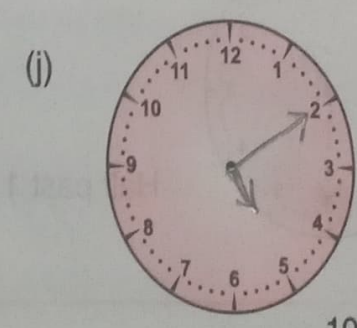
5 : 45



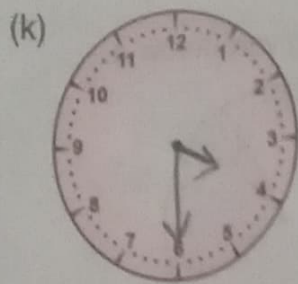
3 : 20



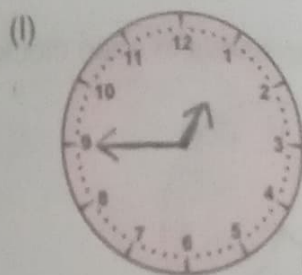
5 : 10



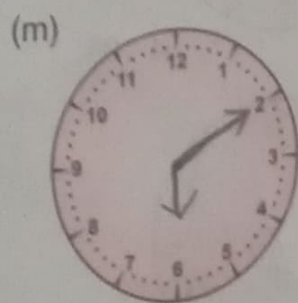
10 minutes past 5



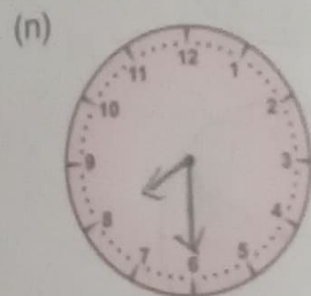
4:30



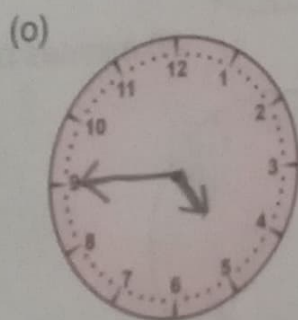
Quarter to 2



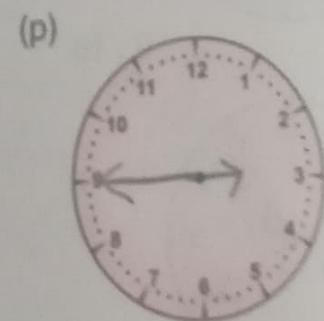
Quarter past 6



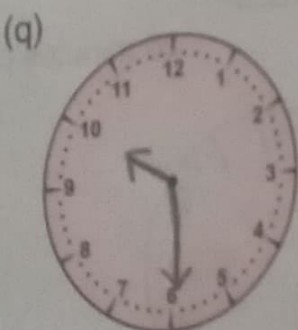
Half past 8



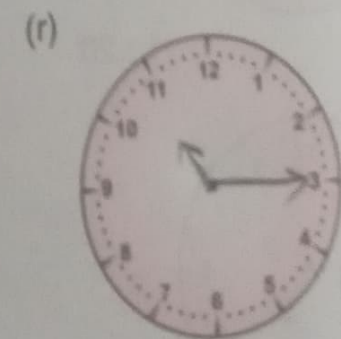
Quarter to 6



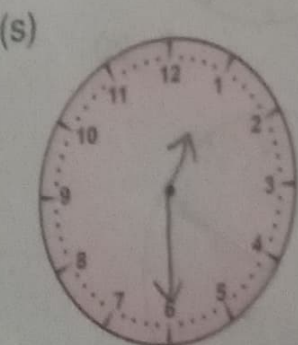
Quarter to 4



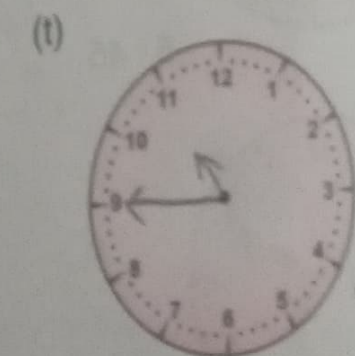
Half past 10



Quarter past 11



Half past 1



Quarter to 12