

## EXERCISE 17(A)


The table below represents the favourite fast foods of children. Read carefully and answer the questions given below.

<b>Pizza</b>	
<b>Burger</b>	III
<b>Sandwich</b>	
<b>Noodles</b>	I
<b>Pasta</b>	

- (a) Which food is the most popular among the students ?
- (b) Which is the least popular food among the students ?
- (c) How many children are represented in the table altogether ?
- (d) Number of children who like noodles is 6 .
- (e) How many children like pizza and burger ?
- (f) How many children like sandwich and pasta ?
- (g) Number of children who like noodles and pizza is \_\_\_\_\_ .

Burger  
Pasta  
25  
  
13  
6  
11

- 2 The following pictograph shows the weekly sale of shakes and juices at a juice corner. Read and answer the questions carefully.



[Each glass represents 20 glasses of juice and shake.]

- (a) What is the weekly sale of shakes at the juice corner ? 320
- (b) Which juice or shake is the most popular ? Chocolate shake
- (c) What is the total sale of mixed fruit juice and orange juice together ? 260
- (d) Which juice or shake is the least popular ? Strawberry
- (e) How many glasses of banana shake are sold in a week ? 100
- (f) What number of glasses of strawberry shake are sold in a week ? 60
- (g) How many glasses of chocolate shake and pineapple juice are sold ? 240
- (h) What is the sale of pineapple juice ? 80

3 The pictograph below shows the musical instruments which students play in a music school. Answer the following questions after observing the pictograph carefully.

<b>Guitar</b>	
<b>Piano</b>	
<b>Flute</b>	
<b>Tabla</b>	
<b>Harmonium</b>	


Scale : = 500 children ; = 250 children

- How many students are there in the music school ?
- How many children like to play guitar ?
- What is the number of students who love to play harmonium ?
- Which instrument is the most popular ?
- Which instrument is the least popular ?
- How many children like to play flute and tabla ?
- What is the number of children who love to play piano and harmonium ?
- How many children love to play guitar and flute ?

3975  
2700  
1500  
Guitar  
Flute  
2000  
3500  
3450

4 The table below shows the games which are played in a school. Answer the following questions after observing the pictograph carefully.

<b>Cricket</b>	
<b>Carrom</b>	
<b>Chess</b>	
<b>Badminton</b>	
<b>Basket ball</b>	

Each (  ) represents 50 students.

- (a) How many students love to play a game ?
- (b) How many students love to play chess ?
- (c) Which game is the most popular among children ?
- (d) Which game is the least popular among children ?
- (e) How many students play carrom and chess ?
- (f) How many students love to play badminton ?
- (g) How many students love to play basketball and badminton ?
- (h) How many children play cricket ?

800  
 50  
 Cricket  
 Chess  
 150  
 200  
 350  
 300

### 17.3 BAR GRAPH

A bar graph is the representation of numerical data in the form of rectangular bars having standard width but variable length according to the scale chosen.

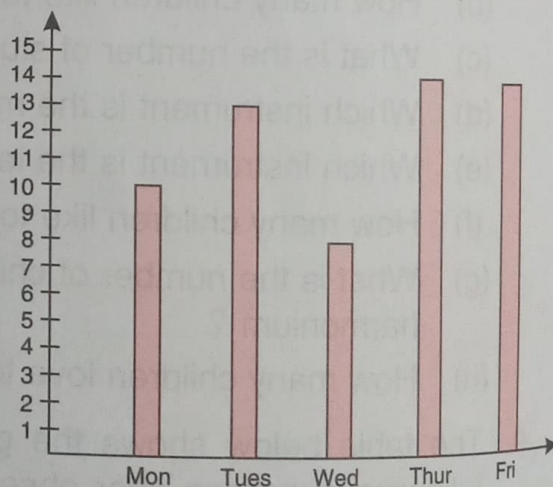
There are two types of bar graphs :

1. Vertical bar graphs
2. Horizontal bar graphs

#### Vertical bar graph

Vertical bar graphs are those graphs in which data is represented in vertical bars. The vertical bars are drawn from bottom going upwards.

The graph given alongside is representing the number of people visiting a cinema hall on five different days of a week.



#### Horizontal bar graphs

Horizontal bar graphs are those graphs in which data is represented in horizontal bars. The horizontal bars are drawn from left to right.

The graph given alongside is representing the same data as shown in the vertical bar graph.

