















Exercise

1. Tick (✓) the object which has more capacity in each group.

<p>(a)</p> <div style="display: flex; justify-content: space-around; align-items: center;"> <div style="text-align: center;">  <input type="radio"/> </div> <div style="text-align: center;">  <input checked="" type="radio"/> </div> </div>	<p>(b)</p> <div style="display: flex; justify-content: space-around; align-items: center;"> <div style="text-align: center;">  <input type="radio"/> </div> <div style="text-align: center;">  <input checked="" type="radio"/> </div> </div>
<p>(c)</p> <div style="display: flex; justify-content: space-around; align-items: center;"> <div style="text-align: center;">  <input type="radio"/> </div> <div style="text-align: center;">  <input checked="" type="radio"/> </div> </div>	<p>(d)</p> <div style="display: flex; justify-content: space-around; align-items: center;"> <div style="text-align: center;">  <input checked="" type="radio"/> </div> <div style="text-align: center;">  <input type="radio"/> </div> </div>

2. Consider the following :

					
1	2	3	4	5	6

(a) Arrange the above in the order of their increasing capacity, by putting their numbers in boxes.

(b) Which vessel has the greatest capacity ? 6

(c) Which vessel has the least capacity ? 1