



### EXERCISE 15(D)

1 Draw all possible lines of symmetry in each of the following.


(a)




(b)



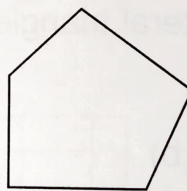
(c)




(d)




(e)



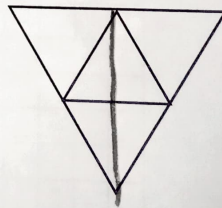
(f)



(g)



(h)



Exercise 15 (D)

Date \_\_\_\_\_

Page \_\_\_\_\_

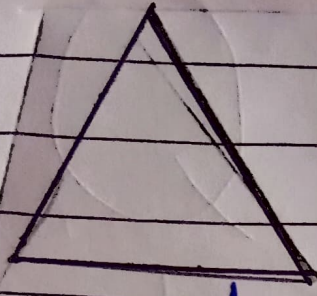
2. Draw the geometrical figure mentioned below and write the number of lines of symmetry possible for each.

(a) Rectangle




Two lines of symmetry.

(b) Equilateral triangle




Three lines of symmetry.

(c) Scalene triangle




No line of symmetry.

(d) Isosceles triangle.




One line of symmetry.

(e) Trapezium




1 line of symmetry.

f. Square




four lines of symmetry.

(g) Parallelogram



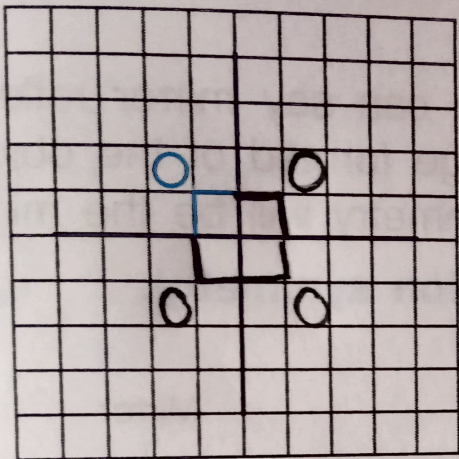
No line of symmetry.




One line of symmetry.

3 Complete the following figures using graph paper.

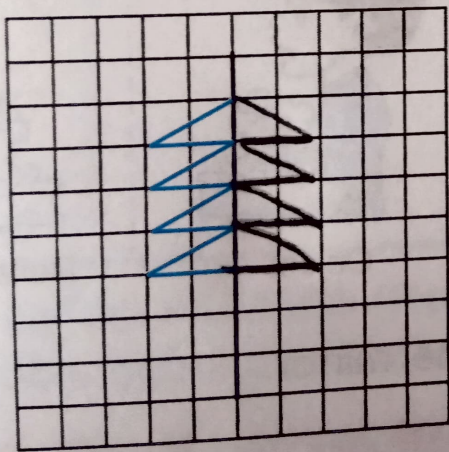
(a)



(b)



(c)



(d)

