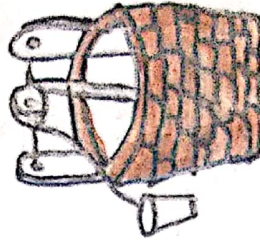


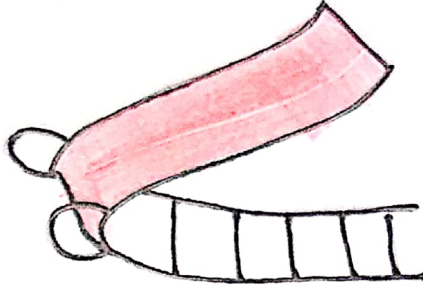
SIMPLE MACHINES

Pulley to draw water from a well




Pulley

Slide




Inclined Plane

Screw Driver



Wheel and Axle

Bottle Opener



Lever

Simple Machines

Simple machines are tools which make our work easier. Eg - Pulley, Inclined plane, Wheel and Axle and Levers.

Pulley - Villagers use pulleys to draw water from wells.

Inclined plane - A plank of wood is often used to load heavy barrels.

Wheel and Axle - The handle of a screwdriver is the wheel where the force is applied. It turns or spins and increases the force of the shaft or axle, which helps to turn the screw.

Lever - A lever is used to lift weights, cut things and open lids.

Teacher's Signature