

Hw
8.8.21

① Draw the diagram of three different types of muscles. Write two characteristics of each type.

Types of muscles

Skeletal muscle


Characteristics

→ Fibres: Striated, tubular and multi nucleated

→ voluntary

→ Usually attached to skeleton

Diagrams




Smooth muscle

→ Fibres: non striated, spindle-shaped and uninucleated

→ involuntary

→ Usually covering wall of internal organs




Cardiac muscle

→ Fibre: Striated, branched and uninucleated

→ In-voluntary

→ Only covering walls of the heart



② Draw the diagram of nervous tissue.

