


Q) Why blood is known as special connective tissue?

Ans: Because it is a fluid connective tissue containing matrix.

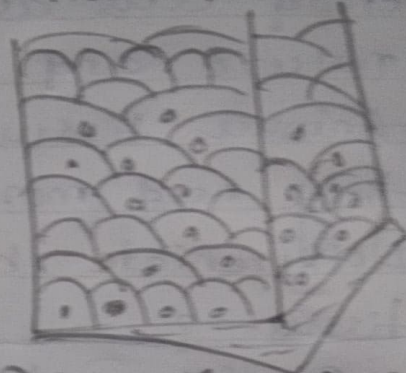
Homework

Q) Draw the diagram of different types of epithelial tissue and write their functions.




(a) Squamous

* Extremely thin for which it provides a delicate lining.
Eg - Mouth, oesophagus




(b) Stratified Squamous epithelium

* protect from wear and tear.
Eg - skin.



(c) Columnar (Ciliated)

* Helps in absorption and secretion in intestine.
* Helps in movement in fallopian tube.



(d) Cuboidal

* Secretion and absorption.
* Eg - Pancreas.

Q) Differentiate between three types of muscular tissue?

Ans → Skeletal tissues	Smooth Muscular tissue	Cardiac
* Striated	* Non striated	* Striated
* Voluntary	* In voluntary	* In voluntary
* Multi nucleate	* Uninucleate	* Uninucleate

Q) Draw the diagram of neuron. Why nervous tissue are longer than others?

